

FILED

OCT 01 2019

State Auditor & Inspector

COUNTY
2019-2020
ESTIMATE OF NEEDS
AND FINANCIAL STATEMENT OF THE
FISCAL YEAR 2018-2019

BOARD OF COUNTY COMMISSIONERS OF
THE COUNTY OF WOODS
STATE OF OKLAHOMA

Two copies of this Financial Statement and Estimate of Needs should be filed with the County Clerk not later than August 17 for all Counties. After approval by the Excise Board and the levies are made, both statements should be signed by the appropriate Board Members. One complete signed copy must be sent to the State Auditor and Inspector, Suite 106, 4200 N. Lincoln Blvd., Oklahoma City, OK 73105-345. If publication may not be had by date required for filing, affidavit and proof of publication are required to be attached within five days after date of filing.

THE 2019-2020 ESTIMATE OF NEEDS AND FINANCIAL
STATEMENT OF THE FISCAL YEAR 2018-2019

PREPARED BY COUNTY BUDGETING SERVICES, LLC
SUBMITTED TO THE WOODS COUNTY
EXCISE BOARD THIS 18 DAY OF September 2019

BOARD OF COUNTY COMMISSIONERS

Chairman Randy McMurphy County Clerk Shelley Reed

Commissioner [Signature] Commissioner [Signature]
(Budget Board:)

Treasurer [Signature] Assessor Paula Benson

Court Clerk Staci Dewa Sheriff [Signature]



RECEIVED
OCT 01 2019
State Auditor and Inspector

WOODS COUNTY
2019-2020
ESTIMATE OF NEEDS
AND FINANCIAL STATEMENT OF THE
FISCAL YEAR 2018-2019

INDEX

Letters and Certifications:	Page
Letter To Excise Board	1
Affidavit of Publication	2
Certificate of Excise Board	Exhibit "Y" - Page 1
Exhibits:	Filed
Exhibit "A" General Fund	Yes
Exhibit "B" Building Fund	No
Exhibit "C" Co-op Fund	No
Exhibit "D" Highway Fund	Yes
Exhibit "E" Health Fund	Yes
Exhibit "F" Emergency Medical Service Fund	No
Exhibit "G" Sinking Fund	No
Exhibit "H" Industrial Development Bond Fund	No
Exhibit "I" Special Revenue Funds	Yes
Exhibit "J" Capital Project Funds	No
Exhibit "M" Expendable Trust Funds	Yes
Exhibit "N" Non-Expendable Trust Funds	Yes
Exhibit "Y" Certificate of Excise Board Estimate of Needs	Yes
Exhibit "Z" Publication Sheet	Yes

WOODS COUNTY
2019-2020
ESTIMATE OF NEEDS
AND FINANCIAL STATEMENT OF THE
FISCAL YEAR 2018-2019

WOODS COUNTY, STATE OF OKLAHOMA
STATE OF OKLAHOMA, COUNTY OF WOODS, ss:

To the County Excise Board of said County and State, Greeting:-

Pursuant to the requirements of 68 O.S. 1991 Section 3002, we submit herewith for your consideration, the within statement of the fiscal condition of the County of Woods, State of Oklahoma, for the fiscal year beginning July 1, 2018 and ending June 30, 2019, together with an itemized statement of the estimated needs thereof for the fiscal year beginning July 1, 2019 and ending June 30, 2020. The same have been prepared in conformity to Statute, in relation to which be it further noted that:

1. We, the members of the Board of County Commissioners of said County and State, do hereby certify that the statements herein submitted show the true and correct conditions of the fiscal affairs of said County for the fiscal year ending June 30, 2019, that said statements comprise a "full and accurate statement of the assessments, receipts and expenditures of the preceding year, made out in detail under separate heads" as required by 19 O.S. 1991 Section 345; that said preparation was had at an official session of said Board, begun on the first Monday in July, 2019 pursuant to the provisions of 68 O.S. 1991 Section 3002.

2. And we further certify that the estimates of the several amounts necessary for current expenses for the fiscal year beginning July 1, 2019 and ending June 30, 2020 as shown under "Schedule 8" were prepared and filed with the Board of County Commissioners as of the first Monday in July 2019, that the same have been correctly entered, and that all estimates made are entered as certified by Department Heads for the respective purposes herein set out. We further certify that the sums requested for salaries of county officers and the deputies are calculated and based upon authority of salary statutes currently effective and applicable in this county.

3. We further certify that the estimated income from sources other than ad valorem tax, shown on "Schedule 4", may reasonably be expected to be collected as a revenue during the ensuing fiscal year, and is not in excess of the 90% of the amounts collected for the same sources during the fiscal year ending June 30, 2019.

Dated at the office of the County Clerk, at Alva, Oklahoma, this 19 day of August, 2019.

Randy McMurphy
Chairman

Shelley Reed
County Clerk

[Signature]
Commissioner
(Budget Board:)


[Signature]
Commissioner

[Signature]
Treasurer

[Signature]
Assessor

Staci Dawley
Court Clerk

[Signature]
Sheriff



Filed this 18 day of September, 2019 Secretary and Clerk of Excise Board, Woods County, Oklahoma.

AFFIDAVIT OF PUBLICATION

STATE OF OKLAHOMA, COUNTY OF WOODS

Personally appeared before me, the undersigned Notary Public, Shelley Reed
County Clerk of the County and State aforesaid, who being first duly sworn according to law, deposes and says:
That he/she complied with the law by having the financial statement for the fiscal year ending June 30, 2019,
and the estimated needs and the estimated income from sources other than ad valorem taxes, for the fiscal year
beginning July 1, 2019 and ending June 30, 2020 published in one issue of Alva Review Courier
a legally-qualified newspaper published - of general circulation, in said county (*strike inapplicable phrase*)
a copy of which together with proof of publication is herewith attached marked Exhibit "Z" and made a part
of hereof.


Shelley Reed
County Clerk



Subscribed and sworn to before me this 19th day of August, 2019.

Jennifer Schaffer
Notary Public

3-23-2020
My Commission Expires



PROOF OF PUBLICATION

Alva Review-Courier
620 Choctaw St. - Alva, OK 73717
(580) 327-2200

IN THE DISTRICT COURT OF WOODS COUNTY
STATE OF OKLAHOMA

Publication Sheet-Exhibit Z- WoodsCounty

I, Marione Martin, of lawful age, being duly sworn upon oath, deposes and says:

That I am the Editor of THE ALVA REVIEW-COURIER, a semi-weekly newspaper printed and published in the City of Alva, County of Woods, and State of Oklahoma, and that the advertisement above referred to, a true and printed copy of which is here reprinted, was published in said Alva Review-Courier in consecutive issues on the following dates to wit:

1st Insertion: Friday, August 23, 2019

2nd Insertion: _____

3rd Insertion: _____

4th Insertion: _____

That said newspaper has been published continuously and uninterruptedly in said county during a period of one-hundred and four consecutive weeks prior to the publication of the included notice or advertisement; that it has been admitted to the United States mail as second-class (periodical) mail matter, that it has a general paid circulation, and publishes news of general interest, and otherwise conforms with all of the statutes of the State of Oklahoma governing legal publications.

Publication Fee: \$ 82.75

Marione Martin
Editor

Subscribed and sworn to before me on this 16th day of September, 2019.

Paula Oakes
Notary Public



LEGAL NOTICE

(Published in the Alva Review-Courier Friday, August 23, 2019.)

PUBLICATION SHEET- WOODS COUNTY, OKLAHOMA
FINANCIAL STATEMENT OF THE VARIOUS FUNDS FOR THE FISCAL YEAR ENDING JUNE 30, 2019, AND ESTIMATE OF NEEDS FOR FISCAL YEAR ENDING JUNE 30, 2020, OF THE GOVERNING BOARD OF WOODS COUNTY, OKLAHOMA

EXHIBIT "Z" STATEMENT OF FINANCIAL CONDITION AS OF JUNE 30, 2019	FUNDS: GENERAL/HEALTH DETAIL
ASSETS:	
Cash Balance June 30, 2019	\$11,811,878.17/\$704,238.52
Investments	\$-/-
TOTAL ASSETS	\$11,811,878.17/\$704,238.52
LIABILITIES AND RESERVES:	
Warrants Outstanding	\$73,454.13/\$51,320.95
Reserve for Interest on Warrants	\$-/-
Reserves from Schedule 8	\$90,847.97/\$31,301.30
TOTAL LIABILITIES AND RESERVES	\$164,302.10/\$82,622.25
CASH FUND BALANCE (Deficit) JUNE 30, 2019	\$11,647,576.07/\$621,616.27
ESTIMATED NEEDS FOR FISCAL YEAR ENDING JUNE 30, 2020	
GENERAL FUND/HEALTH FUND	
Current Expense	\$13,749,789.44/\$894,346.61
Reserve for Int. on Warrants & Reevaluation	\$-/-
Total Required	\$13,749,789.44/\$894,346.61
FINANCED:	
Cash Fund Balance	\$11,647,576.07/\$621,616.27
Estimated Miscellaneous Revenue	\$-/-
Total Deductions	\$11,647,576.07/\$621,616.27
Balance to Raise from Ad Valorem Tax	\$2,102,213.37/\$272,730.34

CERTIFICATE- GOVERNING BOARD

STATE OF OKLAHOMA, COUNTY OF WOODS, ss:

We, the undersigned duly elected, qualified Governing officers of Woods County, Oklahoma, do hereby certify that at a meeting of the Governing Body of the said County, begun at the time provided by law for Counties and pursuant to the provisions of 68 O.S. 1991 Sec. 3002, the foregoing statement was prepared and is a true and correct condition of the Financial Affairs of said County as reflected by the records of the County Clerk and Treasurer. We further certify that the foregoing estimate for current expenses for the fiscal year beginning July 1, 2019, and ending June 30, 2020, as shown are reasonably necessary for the proper conduct of the affairs of the said County, the the Estimated income to be derived from sources other than ad valorem taxation does not exceed the lawfully authorized ratio of the revenue derived from the same sources during the preceding fiscal year.

S/ Randy McMurphy
Chairman of Board
s/ John Smiley
Commissioner
s/ David Hamil
Commissioner
Attest: Shelley Reed
County Clerk
(seal)

Subscribed and sworn to before me this 19th day of August, 2019.
s/Jennifer Schafer, Notary Public
(seal)

GENERAL FUND ACCOUNTS COVERING THE PERIOD JULY 1, 2018, to JUNE 30, 2019
ESTIMATE OF NEEDS FOR 2019-2020

EXHIBIT "A"

PAGE 1

Schedule 1, Current Balance Sheet - June 30, 2019		Amount
ASSETS:		
Cash Balance June 30, 2019		\$ 11,811,878.17
Investments		\$ -
TOTAL ASSETS		\$ 11,811,878.17
LIABILITIES AND RESERVES:		
Warrants Outstanding		\$ 73,454.13
Reserve for Interest on Warrants		\$ -
Reserves From Schedule 8		\$ 90,847.97
TOTAL LIABILITIES AND RESERVES		\$ 164,302.10
CASH FUND BALANCE JUNE 30, 2019		\$ 11,647,576.07
TOTAL LIABILITIES, RESERVES AND CASH FUND BALANCE		\$ 11,811,878.17

Schedule 2, Revenue and Requirements - 2019-2020		
	Detail	Total
REVENUE:		
Cash Balance June 30, 2018	\$ 11,400,537.16	
Cash Fund Balance Transferred From Prior Years	\$ 53,016.91	
Current Ad Valorem Tax Apportioned	\$ 2,174,761.81	
Miscellaneous Revenue Apportioned	\$ 1,847,213.67	
TOTAL REVENUE		\$ 15,475,529.55
REQUIREMENTS:		
Claims Paid by Warrants Issued	\$ 3,737,105.51	
Reserves From Schedule 8	\$ 90,847.97	
Interest Paid on Warrants	\$ -	
Reserve for Interest on Warrants	\$ -	
TOTAL REQUIREMENTS		\$ 3,827,953.48
ADD: CASH FUND BALANCE AS PER BALANCE SHEET 6-30-2019		\$ 11,647,576.07
TOTAL REQUIREMENTS AND CASH FUND BALANCE		\$ 15,475,529.55

Schedule 3, Cash Fund Balance Analysis - June 30, 2019		Amount
ADDITIONS:		
Miscellaneous Revenue Collected in Excess of Estimates-Net		\$ 1,847,213.67
Warrants Estopped, Cancelled or Converted		\$ -
Fiscal Year 2018-2019 Lapsed Appropriations		\$ 9,682,488.15
Fiscal Year 2017-2018 Lapsed Appropriations		\$ 24,257.69
Ad Valorem Tax Collections in Excess of Estimate		\$ 62,108.89
Prior Years Ad Valorem Tax		\$ 28,759.22
TOTAL ADDITIONS		\$ 11,644,827.62
DEDUCTIONS:		
Supplemental Appropriations		\$ -
Current Tax in Process of Collection		\$ -
TOTAL DEDUCTIONS		\$ -
Cash Fund Balance as per Balance Sheet 6-30-2019		\$ 11,647,576.07
Composition of Cash Fund Balance:		
Cash		\$ 11,647,576.07
Cash Fund Balance as per Balance Sheet 6-30-2019		\$ 11,647,576.07

GENERAL FUND ACCOUNTS COVERING THE PERIOD JULY 1, 2018, to JUNE 30, 2019
ESTIMATE OF NEEDS FOR 2019-2020

EXHIBIT "A"

SOURCE	2018-2019 ACCOUNT	
	AMOUNT	ACTUALLY
	ESTIMATED	COLLECTED
Schedule 4, Miscellaneous Revenue		
1000 CHARGES FOR SERVICES		
1111 County Clerk Fees	\$ -	\$ 66,899.63
1112 Sheriff Fees	\$ -	\$ -
1113 County Treasurer Fees	\$ -	\$ 14,041.00
1114 Court Clerk Costs and Fees	\$ -	\$ 268.15
1115 Free Fair Revenue	\$ -	\$ 41,101.50
1116 County Engineer Fees (Ref. Planning Commission)	\$ -	\$ -
1117 Internet Fees	\$ -	\$ 470.00
1118 Other- Court Clerk Salary Reimbursement	\$ -	\$ -
1119 Other- Hiway Salary Reimbursement	\$ -	\$ -
1120 Other- EMS Salary Reimbursement	\$ -	\$ -
Total Charges For Services	\$ -	\$ 122,780.28
INTERGOVERNMENTAL REVENUES		
2000 INTERGOVERNMENTAL REVENUES - LOCAL SOURCES:		
2111 Court Fund Fees	\$ -	\$ -
2112 Housing Authority Payments in Lieu of Tax Revenue	\$ -	\$ -
2113 Revaluation of Real Property Reimbursements	\$ -	\$ 167,042.22
2114 Visual Inspection	\$ -	\$ -
2115 M & M Lien Fees	\$ -	\$ -
2116 Assignment Fees	\$ -	\$ -
2117 School Deputy Reimbursement	\$ -	\$ -
2118 O.S.U Extension Reimbursement	\$ -	\$ -
2119 County Library Fines	\$ -	\$ -
2120 Public Health Contributions	\$ -	\$ -
2121 Highway Budget Account Miscellaneous	\$ -	\$ -
2122 Other - Tobacco Tax	\$ -	\$ 9,983.55
2123 Other - Use Tax	\$ -	\$ 127,999.09
2124 Other - Franchise Tax	\$ -	\$ -
Total - Local Sources	\$ -	\$ 305,024.86
3000 INTERGOVERNMENTAL REVENUES - STATE SOURCES:		
3111 County Sales Tax - OTC	\$ -	\$ 1,051,406.03
3112 Motor Vehicle Collections for Counties - OTC Code 0815	\$ -	\$ 13,575.77
3113 Boat & Motor License - OTC Code 6415	\$ -	\$ -
3114 Vehicle Registration (Title Fees) - OTC Code 6815	\$ -	\$ -
3115 Aircraft License and Registration - OTC Code 6615	\$ -	\$ -
3116 Motor Vehicle Stamps - OTC	\$ -	\$ 1,147.34
3117 Other - OTC - 5 Year Exempt Manufacturing	\$ -	\$ 77,160.00
3118 Other - OTC	\$ -	\$ -
3119 Other - OTC	\$ -	\$ -
Sub-Total - OTC	\$ -	\$ 1,143,289.14
3211 Fish and Game Fines	\$ -	\$ -
3212 State Election Reimbursement	\$ -	\$ 31,009.51
3213 State Payments in Lieu of Tax Revenue	\$ -	\$ 99.45
3214 Other In Lieu of Taxes	\$ -	\$ 24.53
3215 Additional Homestead Exemption Reimbursement	\$ -	\$ -
3216 Transportation of Juveniles	\$ -	\$ -
3217 Documentary Stamps	\$ -	\$ -
3218 Farm Implement Tax Stamps	\$ -	\$ 4,079.74
3219 State Grants	\$ -	\$ -

GENERAL FUND ACCOUNTS COVERING THE PERIOD JULY 1, 2018, to JUNE 30, 2019
ESTIMATE OF NEEDS FOR 2019-2020

2018-2019 ACCOUNT OVER (UNDER)	BASIS AND LIMIT OF ENSUING ESTIMATE	2019-2020 ACCOUNT		
		CHARGEABLE INCOME	ESTIMATED BY GOVERNING BOARD	APPROVED BY EXCISE BOARD
\$ 66,899.63	0.00%	\$ -	\$ -	\$ -
\$ -	90.00%	\$ -	\$ -	\$ -
\$ 14,041.00	0.00%	\$ -	\$ -	\$ -
\$ 268.15	0.00%	\$ -	\$ -	\$ -
\$ 41,101.50	0.00%	\$ -	\$ -	\$ -
\$ -	90.00%	\$ -	\$ -	\$ -
\$ 470.00	0.00%	\$ -	\$ -	\$ -
\$ -	90.00%	\$ -	\$ -	\$ -
\$ -	90.00%	\$ -	\$ -	\$ -
\$ -	90.00%	\$ -	\$ -	\$ -
\$ 122,780.28		\$ -	\$ -	\$ -
\$ -	90.00%	\$ -	\$ -	\$ -
\$ -	90.00%	\$ -	\$ -	\$ -
\$ 167,042.22	0.00%	\$ -	\$ -	\$ -
\$ -	90.00%	\$ -	\$ -	\$ -
\$ -	90.00%	\$ -	\$ -	\$ -
\$ -	90.00%	\$ -	\$ -	\$ -
\$ -	90.00%	\$ -	\$ -	\$ -
\$ -	90.00%	\$ -	\$ -	\$ -
\$ -	90.00%	\$ -	\$ -	\$ -
\$ -	90.00%	\$ -	\$ -	\$ -
\$ 9,983.55	0.00%	\$ -	\$ -	\$ -
\$ 127,999.09	0.00%	\$ -	\$ -	\$ -
\$ -	90.00%	\$ -	\$ -	\$ -
\$ 305,024.86		\$ -	\$ -	\$ -
\$ 1,051,406.03	0.00%	\$ -	\$ -	\$ -
\$ 13,575.77	0.00%	\$ -	\$ -	\$ -
\$ -	90.00%	\$ -	\$ -	\$ -
\$ -	90.00%	\$ -	\$ -	\$ -
\$ -	90.00%	\$ -	\$ -	\$ -
\$ 1,147.34	0.00%	\$ -	\$ -	\$ -
\$ 77,160.00	0.00%	\$ -	\$ -	\$ -
\$ -	90.00%	\$ -	\$ -	\$ -
\$ -	90.00%	\$ -	\$ -	\$ -
\$ 1,143,289.14		\$ -	\$ -	\$ -
\$ -	90.00%	\$ -	\$ -	\$ -
\$ 31,009.51	0.00%	\$ -	\$ -	\$ -
\$ 99.45	0.00%	\$ -	\$ -	\$ -
\$ 24.53	0.00%	\$ -	\$ -	\$ -
\$ -	90.00%	\$ -	\$ -	\$ -
\$ -	90.00%	\$ -	\$ -	\$ -
\$ -	90.00%	\$ -	\$ -	\$ -
\$ 4,079.74	0.00%	\$ -	\$ -	\$ -
\$ -	90.00%	\$ -	\$ -	\$ -

GENERAL FUND ACCOUNTS COVERING THE PERIOD JULY 1, 2018, to JUNE 30, 2019
ESTIMATE OF NEEDS FOR 2019-2020

2b

EXHIBIT "A"

Schedule 4, Miscellaneous Revenue		2018-2019 ACCOUNT	
SOURCE			
	AMOUNT ESTIMATED	ACTUALLY COLLECTED	
Continued from page 2a			
3220 District Attorney Reimbursement - State	\$ -	\$ -	
3221 Civil Defense Reimbursement	\$ -	\$ -	
3222 Emergency Management Reimbursement	\$ -	\$ -	
3223 Food Stamp Reimbursement	\$ -	\$ -	
3224 Tick Eradication Reimbursement	\$ -	\$ -	
3225 Welfare Agencies Miscellaneous	\$ -	\$ -	
3226 Other - State Land Reimbursement	\$ -	\$ -	
3227 Other - Mediation Program Reimbursement	\$ -	\$ -	
3228 Other -	\$ -	\$ -	
Total State Sources	\$ -	\$ 1,178,502.37	
4000 INTERGOVERNMENTAL REVENUES - FEDERAL SOURCES:			
4111 Flood Control	\$ -	\$ -	
4112 Federal Grants	\$ -	\$ -	
4113 Federal Payments in Lieu of Tax Revenues	\$ -	\$ -	
4114 Bureau of Land Management	\$ -	\$ -	
4115 District Attorney Reimbursement - Federal	\$ -	\$ -	
4116 J.T.P.A. Salary Reimbursement	\$ -	\$ -	
4117 Other -	\$ -	\$ -	
4118 Other -	\$ -	\$ -	
4119 Other -	\$ -	\$ -	
Total Federal Sources	\$ -	\$ -	
Grand Total Intergovernmental Revenues	\$ -	\$ 1,483,527.23	
5000 MISCELLANEOUS REVENUE:			
5111 Interest on Investments	\$ -	\$ 164,065.82	
5112 Rental or Lease of County Property	\$ -	\$ 10,000.00	
5113 Sale of County Property	\$ -	\$ 5,000.00	
5114 Royalty	\$ -	\$ 2,066.62	
5115 Individual Redemption	\$ -	\$ -	
5116 Rebates	\$ -	\$ -	
5117 Insurance Reimbursements	\$ -	\$ -	
5118 Public Finance Authority Reimbursement	\$ -	\$ -	
5119 Wildlife Conservation Grant	\$ -	\$ -	
5120 Copies/Misc Sales	\$ -	\$ 54.00	
5121 Return Check Charges	\$ -	\$ -	
5122 Mowing & Trash Reimbursement	\$ -	\$ -	
5123 OLETS	\$ -	\$ 3,219.00	
5124 Resale Property Fund Distribution	\$ -	\$ -	
5125 Estry - Sales	\$ -	\$ -	
5126 Vending Machine Commissions	\$ -	\$ -	
5127 Refunds/ Reimbursements/Donations	\$ -	\$ 46,527.18	
5128 Indian Deputy Salary Reimbursement	\$ -	\$ -	
5129 Other - Court Clerk Utility and Phone	\$ -	\$ 9,862.80	
5130 Other - Franchise Tax	\$ -	\$ 124.74	
5131 Other - AVARD Fund Closed to County General Fund	\$ -	\$ -	
Total Miscellaneous Revenue	\$ -	\$ 240,920.16	
6000 NON-REVENUE RECEIPTS:			
6111 Contributions from Other Funds-Adjusting Journal Entries	\$ -	\$ (14.00)	
Grand Total General Fund	\$ -	\$ 1,847,213.67	

GENERAL FUND ACCOUNTS COVERING THE PERIOD JULY 1, 2018, to JUNE 30, 2019
ESTIMATE OF NEEDS FOR 2019-2020

2018-2019 ACCOUNT OVER (UNDER)	BASIS AND LIMIT OF ENSUING ESTIMATE	2019-2020 ACCOUNT		
		CHARGEABLE INCOME	ESTIMATED BY GOVERNING BOARD	APPROVED BY EXCISE BOARD
\$ -	90.00%	\$ -	\$ -	\$ -
\$ -	90.00%	\$ -	\$ -	\$ -
\$ -	90.00%	\$ -	\$ -	\$ -
\$ -	90.00%	\$ -	\$ -	\$ -
\$ -	90.00%	\$ -	\$ -	\$ -
\$ -	90.00%	\$ -	\$ -	\$ -
\$ -	90.00%	\$ -	\$ -	\$ -
\$ -	90.00%	\$ -	\$ -	\$ -
\$ -	90.00%	\$ -	\$ -	\$ -
\$ 1,178,502.37		\$ -	\$ -	\$ -
\$ -	90.00%	\$ -	\$ -	\$ -
\$ -	90.00%	\$ -	\$ -	\$ -
\$ -	90.00%	\$ -	\$ -	\$ -
\$ -	90.00%	\$ -	\$ -	\$ -
\$ -	90.00%	\$ -	\$ -	\$ -
\$ -	90.00%	\$ -	\$ -	\$ -
\$ -	90.00%	\$ -	\$ -	\$ -
\$ -	90.00%	\$ -	\$ -	\$ -
\$ -	90.00%	\$ -	\$ -	\$ -
\$ -	90.00%	\$ -	\$ -	\$ -
\$ 1,483,527.23		\$ -	\$ -	\$ -
\$ 164,065.82	0.00%	\$ -	\$ -	\$ -
\$ 10,000.00	0.00%	\$ -	\$ -	\$ -
\$ 5,000.00	0.00%	\$ -	\$ -	\$ -
\$ 2,066.62	0.00%	\$ -	\$ -	\$ -
\$ -	90.00%	\$ -	\$ -	\$ -
\$ -	90.00%	\$ -	\$ -	\$ -
\$ -	90.00%	\$ -	\$ -	\$ -
\$ -	90.00%	\$ -	\$ -	\$ -
\$ -	90.00%	\$ -	\$ -	\$ -
\$ 54.00	0.00%	\$ -	\$ -	\$ -
\$ -	90.00%	\$ -	\$ -	\$ -
\$ -	90.00%	\$ -	\$ -	\$ -
\$ 3,219.00	0.00%	\$ -	\$ -	\$ -
\$ -	90.00%	\$ -	\$ -	\$ -
\$ -	90.00%	\$ -	\$ -	\$ -
\$ -	90.00%	\$ -	\$ -	\$ -
\$ 46,527.18	0.00%	\$ -	\$ -	\$ -
\$ -	90.00%	\$ -	\$ -	\$ -
\$ 9,862.80	0.00%	\$ -	\$ -	\$ -
\$ 124.74	0.00%	\$ -	\$ -	\$ -
\$ -	90.00%	\$ -	\$ -	\$ -
\$ 240,920.16		\$ -	\$ -	\$ -
\$ (14.00)	0.00%	\$ -	\$ -	\$ -
\$ 1,847,213.67		\$ -	\$ -	\$ -

GENERAL FUND ACCOUNTS COVERING THE PERIOD JULY 1, 2018, to JUNE 30, 2019
ESTIMATE OF NEEDS FOR 2019-2020

EXHIBIT "A"

Schedule 5. Expenditures General Fund Cash Accounts of Current and All Prior Years		2018-2019
CURRENT AND ALL PRIOR YEARS		
Cash Balance Reported to Excise Board 6-30-2018	\$	-
Cash Fund Balance Transferred Out	\$	-
Cash Fund Balance Transferred In	\$	11,400,537.16
Adjusted Cash Balance	\$	11,400,537.16
Ad Valorem Tax Apportioned To Year In Caption	\$	2,174,761.81
Miscellaneous Revenue (Schedule 4)	\$	1,847,213.67
Cash Fund Balance Forward From Preceding Year	\$	53,016.91
Prior Expenditures Recovered	\$	-
TOTAL RECEIPTS	\$	4,074,992.39
TOTAL RECEIPTS AND BALANCE	\$	15,475,529.55
Warrants of Year in Caption	\$	3,663,651.38
Interest Paid Thereon	\$	-
TOTAL DISBURSEMENTS	\$	3,663,651.38
CASH BALANCE JUNE 30, 2019	\$	11,811,878.17
Reserve for Warrants Outstanding	\$	73,454.13
Reserve for Interest on Warrants	\$	-
Reserves From Schedule 8	\$	90,847.97
TOTAL LIABILITES AND RESERVE	\$	164,302.10
DEFICIT: (Red Figure)	\$	-
CASH BALANCE FORWARD TO SUCCEEDING YEAR	\$	11,647,576.07

Schedule 6, General Fund Warrant Account of Current and All Prior Years		TOTAL
CURRENT AND ALL PRIOR YEARS		
Warrants Outstanding 6-30-2018 of Year in Caption	\$	90,880.56
Warrants Registered During Year	\$	3,815,287.98
TOTAL	\$	3,906,168.54
Warrants Paid During Year	\$	3,832,516.04
Warrants Converted to Bonds or Judgements	\$	-
Warrants Cancelled	\$	198.37
Warrants Estopped by Statute	\$	-
TOTAL WARRANTS RETIRED	\$	3,832,714.41
BALANCE WARRANTS OUTSTANDING JUNE 30, 2019	\$	73,454.13

Schedule 7, 2018 Ad Valorem Tax Account			
2018 Net Valuation Certified To County Excise Board	220,068,012.00	10.560 Mills	Amount
Total Proceeds of Levy as Certified	\$		2,323,918.21
Additions:			\$ -
Deductions:			\$ -
Gross Balance Tax			\$ 2,323,918.21
Less Reserve for Delinquent Tax			\$ 211,265.29
Reserve for Protest Pending			\$ -
Balance Available Tax			\$ 2,112,652.92
Deduct 2018 Tax Apportioned			\$ 2,174,761.81
Net Balance 2018 Tax in Process of Collection or Excess Collections			\$ 62,108.89

GENERAL FUND ACCOUNTS COVERING THE PERIOD JULY 1, 2018, to JUNE 30, 2019
ESTIMATE OF NEEDS FOR 2019-2020

4a

EXHIBIT "A"

Schedule 8(a), Report Of Prior Year's Expenditures				
DEPARTMENTS OF GOVERNMENT APPROPRIATED ACCOUNTS	FISCAL YEAR ENDING JUNE 30, 2018			ORIGINAL
	RESERVES	WARRANTS	BALANCE	
	6-30-2018	SINCE	LAPSED	APPROPRIATIONS
		ISSUED	APPROPRIATIONS	
01 DISTRICT ATTORNEY - STATE:				
01a Personal Services	\$ -	\$ -	\$ -	\$ -
01b Part Time Help	\$ -	\$ -	\$ -	\$ -
01c Travel	\$ -	\$ -	\$ -	\$ -
01d Maintenance and Operation	\$ -	\$ -	\$ -	\$ -
01e Capital Outlay	\$ -	\$ -	\$ -	\$ -
01f Intergovernmental	\$ -	\$ -	\$ -	\$ -
01g Other-	\$ -	\$ -	\$ -	\$ -
01 Total	\$ -	\$ -	\$ -	\$ -
02 DISTRICT ATTORNEY - COUNTY:				
02a Personal Services	\$ -	\$ -	\$ -	\$ -
02b Part Time Help	\$ -	\$ -	\$ -	\$ -
02c Travel	\$ -	\$ -	\$ -	\$ -
02d Maintenance and Operation	\$ -	\$ -	\$ -	\$ -
02e Capital Outlay	\$ -	\$ -	\$ -	\$ -
02f Intergovernmental	\$ -	\$ -	\$ -	\$ -
02g Law Library	\$ -	\$ -	\$ -	\$ 1,000.00
02h Other-	\$ -	\$ -	\$ -	\$ -
02 Total	\$ -	\$ -	\$ -	\$ 1,000.00
04 COUNTY SHERIFF:				
04a Personal Services	\$ -	\$ -	\$ -	\$ 463,480.96
04b Part Time Help	\$ -	\$ -	\$ -	\$ 15,500.00
04c Travel	\$ -	\$ -	\$ -	\$ 4,300.00
04d Maintenance and Operation	\$ 16,953.34	\$ 16,000.00	\$ 953.34	\$ 275,000.00
04e Capital Outlay	\$ -	\$ -	\$ -	\$ 1,500.00
04f Intergovernmental	\$ -	\$ -	\$ -	\$ -
04g Sheriff's Fees	\$ -	\$ -	\$ -	\$ -
04h Board of Prisoners	\$ -	\$ -	\$ -	\$ -
04i Other - Statutory Travel	\$ -	\$ -	\$ -	\$ 7,200.00
04 Total	\$ 16,953.34	\$ 16,000.00	\$ 953.34	\$ 766,980.96
06 COUNTY TREASURER:				
06a Personal Services	\$ -	\$ -	\$ -	\$ 131,080.00
06b Part Time Help	\$ -	\$ -	\$ -	\$ -
06c Travel	\$ -	\$ -	\$ -	\$ 2,200.00
06d Maintenance and Operation	\$ -	\$ -	\$ -	\$ 2,100.00
06e Capital Outlay	\$ -	\$ -	\$ -	\$ 100.00
06f Intergovernmental	\$ -	\$ -	\$ -	\$ -
06g Other - Statutory Travel	\$ -	\$ -	\$ -	\$ 4,800.00
06 Total	\$ -	\$ -	\$ -	\$ 140,280.00
08 COUNTY COMMISSIONERS:				
08a Personal Services	\$ -	\$ -	\$ -	\$ 300,000.00
08b Extra Travel	\$ -	\$ -	\$ -	\$ -
08c Travel	\$ -	\$ -	\$ -	\$ 50,000.00
08d Maintenance and Operation	\$ 44.98	\$ 44.98	\$ -	\$ 50,000.00
08e Capital Outlay	\$ -	\$ -	\$ -	\$ 25,000.00
08f Intergovernmental	\$ -	\$ -	\$ -	\$ -
08g Other -	\$ -	\$ -	\$ -	\$ -
08 Total	\$ 44.98	\$ 44.98	\$ -	\$ 425,000.00

GENERAL FUND ACCOUNTS COVERING THE PERIOD JULY 1, 2018, to JUNE 30, 2019
ESTIMATE OF NEEDS FOR 2019-2020

FISCAL YEAR ENDING JUNE 30, 2019						Governmental Budget Accounts	
						FISCAL YEAR 2019-2020	
SUPPLEMENTAL ADJUSTMENTS		NET AMOUNT OF APPROPRIATIONS	WARRANTS ISSUED	RESERVES	LAPSED BALANCE KNOWN TO BE UNENCUMBERED	NEEDS AS ESTIMATED BY GOVERNING BOARD	APPROVED BY COUNTY EXCISE BOARD
ADDED	CANCELLED						
\$ -	\$ -	\$ -	\$ -	\$ -	\$ -	\$ -	\$ -
\$ -	\$ -	\$ -	\$ -	\$ -	\$ -	\$ -	\$ -
\$ -	\$ -	\$ -	\$ -	\$ -	\$ -	\$ -	\$ -
\$ -	\$ -	\$ -	\$ -	\$ -	\$ -	\$ -	\$ -
\$ -	\$ -	\$ -	\$ -	\$ -	\$ -	\$ -	\$ -
\$ -	\$ -	\$ -	\$ -	\$ -	\$ -	\$ -	\$ -
\$ -	\$ -	\$ -	\$ -	\$ -	\$ -	\$ -	\$ -
\$ -	\$ -	\$ -	\$ -	\$ -	\$ -	\$ -	\$ -
\$ -	\$ -	\$ -	\$ -	\$ -	\$ -	\$ -	\$ -
\$ -	\$ -	\$ -	\$ -	\$ -	\$ -	\$ -	\$ -
\$ -	\$ -	\$ 1,000.00	\$ 1,000.00	\$ -	\$ -	\$ 1,000.00	\$ 1,000.00
\$ -	\$ -	\$ -	\$ -	\$ -	\$ -	\$ -	\$ -
\$ -	\$ -	\$ 1,000.00	\$ 1,000.00	\$ -	\$ -	\$ 1,000.00	\$ 1,000.00
\$ -	\$ -	\$ 463,480.96	\$ 463,376.52	\$ -	\$ 104.44	\$ 467,409.64	\$ 467,409.64
\$ -	\$ -	\$ 15,500.00	\$ 122.40	\$ -	\$ 15,377.60	\$ 15,500.00	\$ 15,500.00
\$ -	\$ -	\$ 4,300.00	\$ 340.90	\$ -	\$ 3,959.10	\$ 4,300.00	\$ 4,300.00
\$ -	\$ -	\$ 275,000.00	\$ 134,990.36	\$ 13,657.32	\$ 126,352.32	\$ 281,500.00	\$ 281,500.00
\$ -	\$ -	\$ 1,500.00	\$ -	\$ -	\$ 1,500.00	\$ 2,000.00	\$ 2,000.00
\$ -	\$ -	\$ -	\$ -	\$ -	\$ -	\$ -	\$ -
\$ -	\$ -	\$ -	\$ -	\$ -	\$ -	\$ -	\$ -
\$ -	\$ -	\$ -	\$ -	\$ -	\$ -	\$ -	\$ -
\$ -	\$ -	\$ 7,200.00	\$ 7,200.00	\$ -	\$ -	\$ 8,400.00	\$ 8,400.00
\$ -	\$ -	\$ 766,980.96	\$ 606,030.18	\$ 13,657.32	\$ 147,293.46	\$ 779,109.64	\$ 779,109.64
\$ -	\$ -	\$ 131,080.00	\$ 128,790.96	\$ -	\$ 2,289.04	\$ 131,150.00	\$ 131,150.00
\$ -	\$ -	\$ -	\$ -	\$ -	\$ -	\$ -	\$ -
\$ 2,000.00	\$ -	\$ 4,200.00	\$ 2,821.20	\$ -	\$ 1,378.80	\$ 6,000.00	\$ 6,000.00
\$ -	\$ -	\$ 2,100.00	\$ 1,565.97	\$ -	\$ 534.03	\$ 2,100.00	\$ 2,100.00
\$ -	\$ -	\$ 100.00	\$ -	\$ -	\$ 100.00	\$ 100.00	\$ 100.00
\$ -	\$ -	\$ -	\$ -	\$ -	\$ -	\$ -	\$ -
\$ -	\$ -	\$ 4,800.00	\$ 4,800.00	\$ -	\$ -	\$ 6,000.00	\$ 6,000.00
\$ 2,000.00	\$ -	\$ 142,280.00	\$ 137,978.13	\$ -	\$ 4,301.87	\$ 145,350.00	\$ 145,350.00
\$ -	\$ -	\$ 300,000.00	\$ 191,054.61	\$ -	\$ 108,945.39	\$ 300,000.00	\$ 300,000.00
\$ -	\$ -	\$ -	\$ -	\$ -	\$ -	\$ -	\$ -
\$ -	\$ -	\$ 50,000.00	\$ 2,147.28	\$ 398.00	\$ 47,454.72	\$ 50,000.00	\$ 50,000.00
\$ -	\$ -	\$ 50,000.00	\$ 5,025.38	\$ -	\$ 44,974.62	\$ 50,000.00	\$ 50,000.00
\$ -	\$ -	\$ 25,000.00	\$ -	\$ -	\$ 25,000.00	\$ 25,000.00	\$ 25,000.00
\$ -	\$ -	\$ -	\$ -	\$ -	\$ -	\$ -	\$ -
\$ -	\$ -	\$ -	\$ -	\$ -	\$ -	\$ -	\$ -
\$ -	\$ -	\$ 425,000.00	\$ 198,227.27	\$ 398.00	\$ 226,374.73	\$ 425,000.00	\$ 425,000.00

GENERAL FUND ACCOUNTS COVERING THE PERIOD JULY 1, 2018, to JUNE 30, 2019
ESTIMATE OF NEEDS FOR 2019-2020

EXHIBIT "A"

Schedule 8(b), Report Of Prior Year's Expenditures				
DEPARTMENTS OF GOVERNMENT APPROPRIATED ACCOUNTS	FISCAL YEAR ENDING JUNE 30, 2018			
	RESERVES	WARRANTS	BALANCE	ORIGINAL
	6-30-2018	SINCE	LAPSED	APPROPRIATIONS
		ISSUED	APPROPRIATIONS	
09 COUNTY COMMISSIONERS O.S.U. EXTENSION:SALES TAX				
09a Personal Services	\$ -	\$ -	\$ -	\$ 22,212.00
09b Part Time Help	\$ -	\$ -	\$ -	\$ -
09c Travel	\$ -	\$ -	\$ -	\$ 21,400.00
09d Maintenance and Opceration/Animal Control	\$ 287.83	\$ 287.83	\$ -	\$ 16,000.00
09e Capital Outlay	\$ -	\$ -	\$ -	\$ 14,000.00
09f Intergovernmental	\$ -	\$ -	\$ -	\$ -
09g Other - Animal Damage Control	\$ -	\$ -	\$ -	\$ -
09 Total	\$ 287.83	\$ 287.83	\$ -	\$ 73,612.00
10 COUNTY CLERK:				
10a Personal Services	\$ -	\$ -	\$ -	\$ 204,500.00
10b Part Time Help	\$ -	\$ -	\$ -	\$ -
10c Travel	\$ 258.00	\$ 258.00	\$ -	\$ 3,200.00
10d Maintenance and Operation	\$ 280.57	\$ 280.57	\$ -	\$ 4,500.00
10e Capital Outlay	\$ -	\$ -	\$ -	\$ 100.00
10f Intergovernmental	\$ -	\$ -	\$ -	\$ -
10g Lien Fees	\$ -	\$ -	\$ -	\$ -
010h Other - Statutory Travel	\$ -	\$ -	\$ -	\$ 4,800.00
10 Total	\$ 538.57	\$ 538.57	\$ -	\$ 217,100.00
14 COURT CLERK:				
14a Personal Services	\$ -	\$ -	\$ -	\$ 178,000.00
14b Part Time Help	\$ -	\$ -	\$ -	\$ -
14c Travel	\$ -	\$ -	\$ -	\$ 5,200.00
14d Maintenance and Operation	\$ -	\$ -	\$ -	\$ -
14e Capital Outlay	\$ -	\$ -	\$ -	\$ -
14f Intergovernmental	\$ -	\$ -	\$ -	\$ -
14g Other - Statutory Travel	\$ -	\$ -	\$ -	\$ 4,800.00
14 Total	\$ -	\$ -	\$ -	\$ 188,000.00
16 COUNTY ASSESSOR:				
16a Personal Services	\$ -	\$ -	\$ -	\$ 132,700.00
16b Part Time Help	\$ -	\$ -	\$ -	\$ -
16c Travel	\$ 211.46	\$ 211.46	\$ -	\$ 10,000.00
16d Maintenance and Operation	\$ 30.00	\$ 30.00	\$ -	\$ 9,800.00
16e Capital Outlay	\$ -	\$ -	\$ -	\$ 3,250.00
16f Intergovernmental	\$ -	\$ -	\$ -	\$ -
16g Other - Statutory Travel	\$ -	\$ -	\$ -	\$ 6,000.00
16h Other -	\$ -	\$ -	\$ -	\$ -
16 Total	\$ 241.46	\$ 241.46	\$ -	\$ 161,750.00
17 REVALUATION OF REAL PROPERTY:				
17a Personal Services	\$ -	\$ -	\$ -	\$ 123,342.00
17b Part Time Help	\$ -	\$ -	\$ -	\$ -
17c Travel	\$ 350.00	\$ 284.71	\$ 65.29	\$ 12,000.00
17d Maintenance and Operation	\$ 92.45	\$ 92.45	\$ -	\$ 15,000.00
17e Capital Outlay	\$ -	\$ -	\$ -	\$ 3,250.00
17f Intergovernmental	\$ -	\$ -	\$ -	\$ -
17g Other - Assessment Contract	\$ -	\$ -	\$ -	\$ 55,000.00
17h Other -	\$ -	\$ -	\$ -	\$ -
17 Total	\$ 442.45	\$ 377.16	\$ 65.29	\$ 208,592.00

GENERAL FUND ACCOUNTS COVERING THE PERIOD JULY 1, 2018, to JUNE 30, 2019
ESTIMATE OF NEEDS FOR 2019-2020

Governmental Budget Accounts							
FISCAL YEAR ENDING JUNE 30, 2019						FISCAL YEAR 2019-2020	
SUPPLEMENTAL		NET AMOUNT	WARRANTS	RESERVES	LAPSED	NEEDS AS	APPROVED BY
ADJUSTMENTS		OF	ISSUED		BALANCE	ESTIMATED BY	COUNTY
		APPROPRIATIONS			KNOWN TO BE	GOVERNING	EXCISE BOARD
ADDED	CANCELLED				UNENCUMBERED	BOARD	
\$ -	\$ 5,412.00	\$ 16,800.00	\$ 14,434.61	\$ -	\$ 2,365.39	\$ 33,000.00	\$ 33,000.00
\$ -	\$ -	\$ -	\$ -	\$ -	\$ -	\$ -	\$ -
\$ 100.00	\$ -	\$ 21,500.00	\$ 10,596.32	\$ 2,000.00	\$ 8,903.68	\$ 20,000.00	\$ 20,000.00
\$ 1,000.00	\$ -	\$ 17,000.00	\$ 7,270.76	\$ 60.72	\$ 9,668.52	\$ 15,000.00	\$ 15,000.00
\$ 1,000.00	\$ -	\$ 15,000.00	\$ 1,077.39	\$ -	\$ 13,922.61	\$ 14,000.00	\$ 14,000.00
\$ -	\$ -	\$ -	\$ -	\$ -	\$ -		\$ -
\$ -	\$ -	\$ -	\$ -	\$ -	\$ -	\$ -	\$ -
\$ 2,100.00	\$ 5,412.00	\$ 70,300.00	\$ 33,379.08	\$ 2,060.72	\$ 34,860.20	\$ 82,000.00	\$ 82,000.00
\$ -	\$ -	\$ 204,500.00	\$ 203,997.12	\$ -	\$ 502.88	\$ 206,500.00	\$ 206,500.00
\$ -	\$ -	\$ -	\$ -	\$ -	\$ -	\$ -	\$ -
\$ -	\$ -	\$ 3,200.00	\$ 2,775.56	\$ -	\$ 424.44	\$ 3,200.00	\$ 3,200.00
\$ -	\$ -	\$ 4,500.00	\$ 4,499.75	\$ -	\$ 0.25	\$ 5,000.00	\$ 5,000.00
\$ -	\$ -	\$ 100.00	\$ -	\$ -	\$ 100.00	\$ 100.00	\$ 100.00
\$ -	\$ -	\$ -	\$ -	\$ -	\$ -	\$ -	\$ -
\$ -	\$ -	\$ -	\$ -	\$ -	\$ -	\$ -	\$ -
\$ -	\$ -	\$ 4,800.00	\$ 4,800.00	\$ -	\$ -	\$ 6,000.00	\$ 6,000.00
\$ -	\$ -	\$ 217,100.00	\$ 216,072.43	\$ -	\$ 1,027.57	\$ 220,800.00	\$ 220,800.00
\$ -	\$ -	\$ 178,000.00	\$ 177,295.08	\$ -	\$ 704.92	\$ 181,000.00	\$ 181,000.00
\$ -	\$ -	\$ -	\$ -	\$ -	\$ -	\$ -	\$ -
\$ -	\$ -	\$ 5,200.00	\$ 1,011.21	\$ -	\$ 4,188.79	\$ 4,600.00	\$ 4,600.00
\$ -	\$ -	\$ -	\$ -	\$ -	\$ -	\$ -	\$ -
\$ -	\$ -	\$ -	\$ -	\$ -	\$ -	\$ -	\$ -
\$ -	\$ -	\$ -	\$ -	\$ -	\$ -	\$ -	\$ -
\$ -	\$ -	\$ 4,800.00	\$ 4,800.00	\$ -	\$ -	\$ 5,600.00	\$ 5,600.00
\$ -	\$ -	\$ 188,000.00	\$ 183,106.29	\$ -	\$ 4,893.71	\$ 191,200.00	\$ 191,200.00
\$ -	\$ -	\$ 132,700.00	\$ 132,432.72	\$ -	\$ 267.28	\$ 133,900.00	\$ 133,900.00
\$ -	\$ -	\$ -	\$ -	\$ -	\$ -	\$ -	\$ -
\$ -	\$ -	\$ 10,000.00	\$ 4,841.27	\$ -	\$ 5,158.73	\$ 10,000.00	\$ 10,000.00
\$ -	\$ -	\$ 9,800.00	\$ 5,435.28	\$ 714.66	\$ 3,650.06	\$ 8,800.00	\$ 8,800.00
\$ -	\$ -	\$ 3,250.00	\$ -	\$ 500.00	\$ 2,750.00	\$ 15,000.00	\$ 15,000.00
\$ -	\$ -	\$ -	\$ -	\$ -	\$ -	\$ -	\$ -
\$ -	\$ -	\$ 6,000.00	\$ 6,000.00	\$ -	\$ -	\$ 7,200.00	\$ 7,200.00
\$ -	\$ -	\$ -	\$ -	\$ -	\$ -	\$ -	\$ -
\$ -	\$ -	\$ 161,750.00	\$ 148,709.27	\$ 1,214.66	\$ 11,826.07	\$ 174,900.00	\$ 174,900.00
\$ -	\$ -	\$ 123,342.00	\$ 110,736.46	\$ -	\$ 12,605.54	\$ 114,404.00	\$ 114,404.00
\$ -	\$ -	\$ -	\$ -	\$ -	\$ -	\$ -	\$ -
\$ -	\$ -	\$ 12,000.00	\$ 6,918.41	\$ 350.00	\$ 4,731.59	\$ 9,500.00	\$ 9,500.00
\$ -	\$ -	\$ 15,000.00	\$ 3,223.17	\$ 223.90	\$ 11,552.93	\$ 30,000.00	\$ 30,000.00
\$ -	\$ -	\$ 3,250.00	\$ -	\$ -	\$ 3,250.00	\$ 3,250.00	\$ 3,250.00
\$ -	\$ -	\$ -	\$ -	\$ -	\$ -	\$ -	\$ -
\$ -	\$ -	\$ 55,000.00	\$ 55,000.00	\$ -	\$ -	\$ 55,000.00	\$ 55,000.00
\$ -	\$ -	\$ -	\$ -	\$ -	\$ -	\$ -	\$ -
\$ -	\$ -	\$ 208,592.00	\$ 175,878.04	\$ 573.90	\$ 32,140.06	\$ 212,154.00	\$ 212,154.00

GENERAL FUND ACCOUNTS COVERING THE PERIOD JULY 1, 2018, to JUNE 30, 2019
ESTIMATE OF NEEDS FOR 2019-2020

4c

EXHIBIT "A"

Schedule 8(c). Report Of Prior Year's Expenditures				
DEPARTMENTS OF GOVERNMENT APPROPRIATED ACCOUNTS	FISCAL YEAR ENDING JUNE 30, 2018			ORIGINAL
	RESERVES	WARRANTS	BALANCE	APPROPRIATIONS
	6-30-2018	SINCE ISSUED	LAPSED APPROPRIATIONS	
18 JUVENILE SHELTER BUREAU: SALES TAX				
18a Personal Services	\$ -	\$ -	\$ -	\$ -
18b Part Time Help	\$ -	\$ -	\$ -	\$ -
18c Travel	\$ -	\$ -	\$ -	\$ -
18d Maintenance and Operation	\$ -	\$ -	\$ -	\$ 25,000.00
18e Capital Outlay	\$ -	\$ -	\$ -	\$ -
18f Intergovernmental	\$ -	\$ -	\$ -	\$ -
18g Other -	\$ -	\$ -	\$ -	\$ -
18 Total	\$ -	\$ -	\$ -	\$ 25,000.00
19 E-911 SALES TAX				
19a Personal Services	\$ -	\$ -	\$ -	\$ 250,000.00
19b Part Time Help	\$ -	\$ -	\$ -	\$ -
19c Travel	\$ -	\$ -	\$ -	\$ 1,000.00
19d Maintenance and Operation	\$ -	\$ -	\$ -	\$ 25,000.00
19e Capital Outlay	\$ -	\$ -	\$ -	\$ 20,000.00
19f Intergovernmental	\$ -	\$ -	\$ -	\$ -
19g Other - Rentals	\$ -	\$ -	\$ -	\$ 50,000.00
19 Total	\$ -	\$ -	\$ -	\$ 346,000.00
20 GENERAL GOVERNMENT - SALES TAX				
20a Personal Services	\$ -	\$ -	\$ -	\$ 500,000.00
20b Part Time Help	\$ -	\$ -	\$ -	\$ 25,000.00
20c Travel	\$ -	\$ -	\$ -	\$ 20,000.00
20d Maintenance and Operation - County wide	\$ 17,859.93	\$ 17,859.93	\$ -	\$ 525,000.00
20e Capital Outlay	\$ -	\$ -	\$ -	\$ 400,000.00
20f Sales Tax County Wide	\$ -	\$ -	\$ -	\$ -
20g Other - Rural Fire	\$ -	\$ -	\$ -	\$ -
20h Other - Publications	\$ -	\$ -	\$ -	\$ 10,000.00
20i Other - Legal & Other Professional Services	\$ -	\$ -	\$ -	\$ 56,000.00
20j Other - Utilities	\$ -	\$ -	\$ -	\$ 40,000.00
20 Total	\$ 17,859.93	\$ 17,859.93	\$ -	\$ 1,576,000.00
21 EXCISE - EQUALIZATION BOARD: SALES TAX				
21a Personal Services	\$ -	\$ -	\$ -	\$ 5,000.00
21b Part Time Help	\$ -	\$ -	\$ -	\$ -
21c Travel	\$ -	\$ -	\$ -	\$ 1,200.00
21d Maintenance and Operation	\$ -	\$ -	\$ -	\$ 1,000.00
21e Capital Outlay	\$ -	\$ -	\$ -	\$ 1,000.00
21f Intergovernmental	\$ -	\$ -	\$ -	\$ -
21g Other -	\$ -	\$ -	\$ -	\$ -
21 Total	\$ -	\$ -	\$ -	\$ 8,200.00
22 COUNTY ELECTION EXPENSE: SALES TAX				
22a Personal Services	\$ -	\$ -	\$ -	\$ 45,000.00
22b Part Time Help	\$ -	\$ -	\$ -	\$ 2,800.00
22c Travel	\$ 225.38	\$ 225.38	\$ -	\$ 1,400.00
22d Maintenance and Operation	\$ 1,118.44	\$ 1,118.44	\$ -	\$ 33,000.00
22e Capital Outlay	\$ 4,417.33	\$ 4,417.33	\$ -	\$ 4,000.00
22f Intergovernmental	\$ -	\$ -	\$ -	\$ -
22g Other - Rentals	\$ -	\$ -	\$ -	\$ -
22 Total	\$ 5,761.15	\$ 5,761.15	\$ -	\$ 86,200.00

GENERAL FUND ACCOUNTS COVERING THE PERIOD JULY 1, 2018, to JUNE 30, 2019
ESTIMATE OF NEEDS FOR 2019-2020

FISCAL YEAR ENDING JUNE 30, 2019						Governmental Budget Accounts FISCAL YEAR 2019-2020	
		NET AMOUNT	WARRANTS	RESERVES	LAPSED	NEEDS AS	APPROVED BY
		OF	ISSUED		BALANCE	ESTIMATED BY	COUNTY
SUPPLEMENTAL ADJUSTMENTS		APPROPRIATIONS			KNOWN TO BE	GOVERNING	EXCISE BOARD
ADDED	CANCELLED				UNENCUMBERED	BOARD	
\$ -	\$ -	\$ -	\$ -	\$ -	\$ -	\$ -	\$ -
\$ -	\$ -	\$ -	\$ -	\$ -	\$ -	\$ -	\$ -
\$ -	\$ -	\$ -	\$ -	\$ -	\$ -	\$ -	\$ -
\$ -	\$ -	\$ 25,000.00	\$ 1,095.92	\$ -	\$ 23,904.08	\$ 25,000.00	\$ 25,000.00
\$ -	\$ -	\$ -	\$ -	\$ -	\$ -	\$ -	\$ -
\$ -	\$ -	\$ -	\$ -	\$ -	\$ -	\$ -	\$ -
\$ -	\$ -	\$ -	\$ -	\$ -	\$ -	\$ -	\$ -
\$ -	\$ -	\$ 25,000.00	\$ 1,095.92	\$ -	\$ 23,904.08	\$ 25,000.00	\$ 25,000.00
\$ -	\$ -	\$ 250,000.00	\$ 228,002.09	\$ -	\$ 21,997.91	\$ 450,000.00	\$ 450,000.00
\$ -	\$ -	\$ -	\$ -	\$ -	\$ -	\$ 50,000.00	\$ 50,000.00
\$ -	\$ -	\$ 1,000.00	\$ -	\$ -	\$ 1,000.00	\$ 1,000.00	\$ 1,000.00
\$ -	\$ -	\$ 25,000.00	\$ 9,123.83	\$ 2,276.07	\$ 13,600.10	\$ 47,592.00	\$ 47,592.00
\$ -	\$ -	\$ 20,000.00	\$ 900.00	\$ -	\$ 19,100.00	\$ 5,000.00	\$ 5,000.00
\$ -	\$ -	\$ -	\$ -	\$ -	\$ -	\$ -	\$ -
\$ -	\$ -	\$ 50,000.00	\$ 34,388.86	\$ -	\$ 15,611.14	\$ 10,000.00	\$ 10,000.00
\$ -	\$ -	\$ 346,000.00	\$ 272,414.78	\$ 2,276.07	\$ 71,309.15	\$ 563,592.00	\$ 563,592.00
\$ -	\$ -	\$ 500,000.00	\$ 140,649.36	\$ -	\$ 359,350.64	\$ 494,700.00	\$ 494,700.00
\$ -	\$ -	\$ 25,000.00	\$ -	\$ -	\$ 25,000.00	\$ 25,000.00	\$ 25,000.00
\$ -	\$ 2,000.00	\$ 18,000.00	\$ -	\$ -	\$ 18,000.00	\$ 20,000.00	\$ 20,000.00
\$ 3,312.00	\$ -	\$ 528,312.00	\$ 177,564.77	\$ 25,992.14	\$ 324,755.09	\$ 2,486,368.37	\$ 2,486,368.37
\$ -	\$ -	\$ 400,000.00	\$ -	\$ -	\$ 400,000.00	\$ 325,000.00	\$ 325,000.00
\$ -	\$ -	\$ -	\$ -	\$ -	\$ -	\$ -	\$ -
\$ -	\$ -	\$ -	\$ -	\$ -	\$ -	\$ -	\$ -
\$ -	\$ -	\$ 10,000.00	\$ 4,687.20	\$ 2,000.00	\$ 3,312.80	\$ 12,000.00	\$ 12,000.00
\$ -	\$ -	\$ 56,000.00	\$ 15,970.42	\$ -	\$ 40,029.58	\$ 56,000.00	\$ 56,000.00
\$ -	\$ -	\$ 40,000.00	\$ -	\$ -	\$ 40,000.00	\$ 40,000.00	\$ 40,000.00
\$ 3,312.00	\$ 2,000.00	\$ 1,577,312.00	\$ 338,871.75	\$ 27,992.14	\$ 1,210,448.11	\$ 3,459,068.37	\$ 3,459,068.37
\$ -	\$ -	\$ 5,000.00	\$ 3,114.36	\$ -	\$ 1,885.64	\$ -	\$ -
\$ -	\$ -	\$ -	\$ -	\$ -	\$ -	\$ 8,000.00	\$ 8,000.00
\$ -	\$ -	\$ 1,200.00	\$ 363.68	\$ -	\$ 836.32	\$ 1,000.00	\$ 1,000.00
\$ -	\$ -	\$ 1,000.00	\$ -	\$ -	\$ 1,000.00	\$ 500.00	\$ 500.00
\$ -	\$ -	\$ 1,000.00	\$ -	\$ -	\$ 1,000.00	\$ 500.00	\$ 500.00
\$ -	\$ -	\$ -	\$ -	\$ -	\$ -	\$ -	\$ -
\$ -	\$ -	\$ -	\$ -	\$ -	\$ -	\$ -	\$ -
\$ -	\$ -	\$ 8,200.00	\$ 3,478.04	\$ -	\$ 4,721.96	\$ 10,000.00	\$ 10,000.00
\$ 1,000.00	\$ -	\$ 46,000.00	\$ 45,124.20	\$ -	\$ 875.80	\$ 52,000.00	\$ 52,000.00
\$ -	\$ -	\$ 2,800.00	\$ 1,875.00	\$ -	\$ 925.00	\$ 3,000.00	\$ 3,000.00
\$ -	\$ -	\$ 1,400.00	\$ 52.00	\$ -	\$ 1,348.00	\$ 1,500.00	\$ 1,500.00
\$ -	\$ 1,000.00	\$ 32,000.00	\$ 17,630.20	\$ 94.45	\$ 14,275.35	\$ 26,000.00	\$ 26,000.00
\$ -	\$ -	\$ 4,000.00	\$ 1,029.99	\$ -	\$ 2,970.01	\$ 5,000.00	\$ 5,000.00
\$ -	\$ -	\$ -	\$ -	\$ -	\$ -	\$ -	\$ -
\$ -	\$ -	\$ -	\$ -	\$ -	\$ -	\$ -	\$ -
\$ 1,000.00	\$ 1,000.00	\$ 86,200.00	\$ 65,711.39	\$ 94.45	\$ 20,394.16	\$ 87,500.00	\$ 87,500.00

GENERAL FUND ACCOUNTS COVERING THE PERIOD JULY 1, 2018, to JUNE 30, 2019
ESTIMATE OF NEEDS FOR 2019-2020

EXHIBIT "A"

Schedule 8(d), Report Of Prior Year's Expenditures				
DEPARTMENTS OF GOVERNMENT APPROPRIATED ACCOUNTS	FISCAL YEAR ENDING JUNE 30, 2018			ORIGINAL
	RESERVES	WARRANTS	BALANCE	APPROPRIATIONS
	6-30-2018	SINCE	LAPSED	
		ISSUED	APPROPRIATIONS	
23 INSURANCE - BENEFITS: SALES TAX				
23a Hospital	\$ -	\$ -	\$ -	\$ 380,000.00
23b Accident	\$ -	\$ -	\$ -	\$ -
23c Life	\$ -	\$ -	\$ -	\$ -
23d Property	\$ -	\$ -	\$ -	\$ 160,000.00
23e Workmans Compensation	\$ -	\$ -	\$ -	\$ 110,000.00
23f Unemployment	\$ -	\$ -	\$ -	\$ 110,000.00
23g Retirement	\$ -	\$ -	\$ -	\$ 370,000.00
23h Self Insured	\$ -	\$ -	\$ -	\$ -
23i FICA	\$ -	\$ -	\$ -	\$ 160,000.00
23j Other -	\$ -	\$ -	\$ -	\$ -
23 Total	\$ -	\$ -	\$ -	\$ 1,290,000.00
24 COUNTY PURCHASING AGENT:				
24a Personal Services	\$ -	\$ -	\$ -	\$ -
24b Part Time Help	\$ -	\$ -	\$ -	\$ -
24c Travel	\$ -	\$ -	\$ -	\$ -
24d Maintenance and Operation	\$ -	\$ -	\$ -	\$ -
24e Capital Outlay	\$ -	\$ -	\$ -	\$ -
24f Intergovernmental	\$ -	\$ -	\$ -	\$ -
24g Other -	\$ -	\$ -	\$ -	\$ -
24 Total	\$ -	\$ -	\$ -	\$ -
25 DATA PROCESSING:				
25a Personal Services	\$ -	\$ -	\$ -	\$ -
25b Part Time Help	\$ -	\$ -	\$ -	\$ -
25c Travel	\$ -	\$ -	\$ -	\$ -
25d Maintenance and Operation	\$ -	\$ -	\$ -	\$ -
25e Capital Outlay	\$ -	\$ -	\$ -	\$ -
25f Intergovernmental	\$ -	\$ -	\$ -	\$ -
25g Other -	\$ -	\$ -	\$ -	\$ -
25 Total	\$ -	\$ -	\$ -	\$ -
26 COUNTY SUPT. OF HEALTH				
26a Personal Services	\$ -	\$ -	\$ -	\$ -
26b Part Time Help	\$ -	\$ -	\$ -	\$ -
26c Travel	\$ -	\$ -	\$ -	\$ -
26d Maintenance and Operation	\$ -	\$ -	\$ -	\$ -
26e Capital Outlay	\$ -	\$ -	\$ -	\$ -
26f Intergovernmental	\$ -	\$ -	\$ -	\$ -
26g Other -	\$ -	\$ -	\$ -	\$ -
26 Total	\$ -	\$ -	\$ -	\$ -
27 WELFARE AGENCIES:				
27a Personal Services	\$ -	\$ -	\$ -	\$ -
27b Part Time Help	\$ -	\$ -	\$ -	\$ -
27c Travel	\$ -	\$ -	\$ -	\$ -
27d Maintenance and Operation	\$ -	\$ -	\$ -	\$ -
27e Capital Outlay	\$ -	\$ -	\$ -	\$ -
27f Intergovernmental	\$ -	\$ -	\$ -	\$ -
27g Other -	\$ -	\$ -	\$ -	\$ -
27 Total	\$ -	\$ -	\$ -	\$ -

GENERAL FUND ACCOUNTS COVERING THE PERIOD JULY 1, 2018, to JUNE 30, 2019
ESTIMATE OF NEEDS FOR 2019-2020

4e

EXHIBIT "A"

Schedule 8(e), Report Of Prior Year's Expenditures				
DEPARTMENTS OF GOVERNMENT APPROPRIATED ACCOUNTS	FISCAL YEAR ENDING JUNE 30, 2018			ORIGINAL
	RESERVES	WARRANTS	BALANCE	APPROPRIATIONS
	6-30-2018	SINCE ISSUED	LAPSED APPROPRIATIONS	
28 CHARITY SALES TAX:				
28a Personal Services	\$ -	\$ -	\$ -	\$ -
28b Part Time Help	\$ -	\$ -	\$ -	\$ -
28c Travel	\$ -	\$ -	\$ -	\$ -
28d Maintenance and Operation	\$ -	\$ -	\$ -	\$ 2,500.00
28e Capital Outlay	\$ -	\$ -	\$ -	\$ -
28f Intergovernmental	\$ -	\$ -	\$ -	\$ -
28g Other -	\$ -	\$ -	\$ -	\$ -
28 Total	\$ -	\$ -	\$ -	\$ 2,500.00
29 RURAL FIRE FIGHTING SERVICES: SALES TAX				
29a Personal Services	\$ -	\$ -	\$ -	\$ -
29b Part Time Help	\$ -	\$ -	\$ -	\$ -
29c Travel	\$ -	\$ -	\$ -	\$ -
29d Maintenance and Operation	\$ 7,415.50	\$ 4,089.32	\$ 3,326.18	\$ 75,000.00
29e Capital Outlay	\$ -	\$ -	\$ -	\$ -
29f Intergovernmental	\$ -	\$ -	\$ -	\$ -
29g Equipment Lease Rentals	\$ -	\$ -	\$ -	\$ -
29h Other -	\$ -	\$ -	\$ -	\$ -
29i Other -	\$ -	\$ -	\$ -	\$ -
29 Total	\$ 7,415.50	\$ 4,089.32	\$ 3,326.18	\$ 75,000.00
30 RECORDING ACCOUNT:				
30a Personal Services	\$ -	\$ -	\$ -	\$ -
30b Part Time Help	\$ -	\$ -	\$ -	\$ -
30c Travel	\$ -	\$ -	\$ -	\$ -
30d Maintenance and Operation	\$ -	\$ -	\$ -	\$ -
30e Capital Outlay	\$ -	\$ -	\$ -	\$ -
30f Intergovernmental	\$ -	\$ -	\$ -	\$ -
30g Other -	\$ -	\$ -	\$ -	\$ -
30 Total	\$ -	\$ -	\$ -	\$ -
31 COUNTY ENGINEER:				
31a Personal Services	\$ -	\$ -	\$ -	\$ -
31b Part Time Help	\$ -	\$ -	\$ -	\$ -
31c Travel	\$ -	\$ -	\$ -	\$ -
31d Maintenance and Operation	\$ -	\$ -	\$ -	\$ -
31e Capital Outlay	\$ -	\$ -	\$ -	\$ -
31f Intergovernmental	\$ -	\$ -	\$ -	\$ -
31g Other -	\$ -	\$ -	\$ -	\$ -
31h Other -	\$ -	\$ -	\$ -	\$ -
31 Total	\$ -	\$ -	\$ -	\$ -
32 LIBRARY:				
32a Personal Services	\$ -	\$ -	\$ -	\$ -
32b Part Time Help	\$ -	\$ -	\$ -	\$ -
32c Travel	\$ -	\$ -	\$ -	\$ -
32d Maintenance and Operation	\$ -	\$ -	\$ -	\$ -
32e Capital Outlay	\$ -	\$ -	\$ -	\$ -
32f Intergovernmental	\$ -	\$ -	\$ -	\$ -
32g Other -	\$ -	\$ -	\$ -	\$ -
32 Total	\$ -	\$ -	\$ -	\$ -

GENERAL FUND ACCOUNTS COVERING THE PERIOD JULY 1, 2018, to JUNE 30, 2019
ESTIMATE OF NEEDS FOR 2019-2020

EXHIBIT "A"

Schedule 8(f). Report Of Prior Year's Expenditures				
DEPARTMENTS OF GOVERNMENT APPROPRIATED ACCOUNTS	FISCAL YEAR ENDING JUNE 30, 2018			ORIGINAL
	RESERVES	WARRANTS	BALANCE	APPROPRIATIONS
	6-30-2018	SINCE ISSUED	LAPSED APPROPRIATIONS	
33 BUILDING SALES TAX:				
33a Personal Services	\$ -	\$ -	\$ -	\$ -
33b Part Time Help	\$ -	\$ -	\$ -	\$ -
33c Travel	\$ -	\$ -	\$ -	\$ -
33d Maintenance and Operation	\$ 8,575.00	\$ 1,166.30	\$ 7,408.70	\$ 1,000,000.00
33e Capital Outlay	\$ -	\$ -	\$ -	\$ 5,547,981.63
33f Intergovernmental	\$ -	\$ -	\$ -	\$ -
33g Other -	\$ -	\$ -	\$ -	\$ -
33h Other -	\$ -	\$ -	\$ -	\$ -
33 Total	\$ 8,575.00	\$ 1,166.30	\$ 7,408.70	\$ 6,547,981.63
34 CIVIL DEFENSE:				
34a Personal Services	\$ -	\$ -	\$ -	\$ -
34b Part Time Help	\$ -	\$ -	\$ -	\$ -
34c Travel	\$ -	\$ -	\$ -	\$ -
34d Maintenance and Operation	\$ -	\$ -	\$ -	\$ -
34e Capital Outlay	\$ -	\$ -	\$ -	\$ -
34f Intergovernmental	\$ -	\$ -	\$ -	\$ -
34g Other -	\$ -	\$ -	\$ -	\$ -
34 Total	\$ -	\$ -	\$ -	\$ -
36 SOLID WASTE:				
36a Personal Services	\$ -	\$ -	\$ -	\$ -
36b Part Time Help	\$ -	\$ -	\$ -	\$ -
36c Travel	\$ -	\$ -	\$ -	\$ -
36d Maintenance and Operation	\$ -	\$ -	\$ -	\$ -
36e Capital Outlay	\$ -	\$ -	\$ -	\$ -
36f Intergovernmental	\$ -	\$ -	\$ -	\$ -
36g Other -	\$ -	\$ -	\$ -	\$ -
36h Other -	\$ -	\$ -	\$ -	\$ -
36 Total	\$ -	\$ -	\$ -	\$ -
38 SOIL CONSERVATION DISTRICT:				
38a Personal Services	\$ -	\$ -	\$ -	\$ -
38b Part Time Help	\$ -	\$ -	\$ -	\$ -
38c Travel	\$ -	\$ -	\$ -	\$ -
38d Maintenance and Operation	\$ -	\$ -	\$ -	\$ -
38e Capital Outlay	\$ -	\$ -	\$ -	\$ -
38f Intergovernmental	\$ -	\$ -	\$ -	\$ -
38g Other -	\$ -	\$ -	\$ -	\$ -
38h Other -	\$ -	\$ -	\$ -	\$ -
38 Total	\$ -	\$ -	\$ -	\$ -
40 REWARD FUND:				
40a Personal Services	\$ -	\$ -	\$ -	\$ -
40b Part Time Help	\$ -	\$ -	\$ -	\$ -
40c Travel	\$ -	\$ -	\$ -	\$ -
40d Maintenance and Operation	\$ -	\$ -	\$ -	\$ -
40e Capital Outlay	\$ -	\$ -	\$ -	\$ -
40f Intergovernmental	\$ -	\$ -	\$ -	\$ -
40g Other -	\$ -	\$ -	\$ -	\$ -
40 Total	\$ -	\$ -	\$ -	\$ -

GENERAL FUND ACCOUNTS COVERING THE PERIOD JULY 1, 2018, to JUNE 30, 2019
ESTIMATE OF NEEDS FOR 2019-2020

4g

EXHIBIT "A"

Schedule 8(g). Report Of Prior Year's Expenditures				
DEPARTMENTS OF GOVERNMENT APPROPRIATED ACCOUNTS	FISCAL YEAR ENDING JUNE 30, 2018			ORIGINAL
	RESERVES	WARRANTS	BALANCE	APPROPRIATIONS
	6-30-2018	SINCE ISSUED	LAPSED APPROPRIATIONS	
60 COMMISSIONERS - SALES TAX				
60a Personal Services	\$ -	\$ -	\$ -	\$ -
60b Part Time Help	\$ -	\$ -	\$ -	\$ -
60c Travel	\$ -	\$ -	\$ -	\$ -
60d Maintenance and Operation	\$ -	\$ -	\$ -	\$ -
60e Capital Outlay	\$ -	\$ -	\$ -	\$ -
60f Intergovernmental	\$ -	\$ -	\$ -	\$ -
60g Other -	\$ -	\$ -	\$ -	\$ -
60h Other -	\$ -	\$ -	\$ -	\$ -
60 Total	\$ -	\$ -	\$ -	\$ -
61 INFORMATION TECHNOLOGY - SALES TAX				
61a Personal Services	\$ -	\$ -	\$ -	\$ -
61b Part Time Help	\$ -	\$ -	\$ -	\$ -
61c Travel	\$ -	\$ -	\$ -	\$ -
61d Maintenance and Operation	\$ -	\$ -	\$ -	\$ -
61e Capital Outlay	\$ -	\$ -	\$ -	\$ -
61f Intergovernmental	\$ -	\$ -	\$ -	\$ -
61g Other -	\$ -	\$ -	\$ -	\$ -
61h Other -	\$ -	\$ -	\$ -	\$ -
61 Total	\$ -	\$ -	\$ -	\$ -
62				
62a Personal Services	\$ -	\$ -	\$ -	\$ -
62b Part Time Help	\$ -	\$ -	\$ -	\$ -
62c Travel	\$ -	\$ -	\$ -	\$ -
62d Maintenance and Operation	\$ -	\$ -	\$ -	\$ -
62e Capital Outlay	\$ -	\$ -	\$ -	\$ -
62f Intergovernmental	\$ -	\$ -	\$ -	\$ -
62g Other -	\$ -	\$ -	\$ -	\$ -
62h Other -	\$ -	\$ -	\$ -	\$ -
62 Total	\$ -	\$ -	\$ -	\$ -
63				
63a Personal Services	\$ -	\$ -	\$ -	\$ -
63b Part Time Help	\$ -	\$ -	\$ -	\$ -
63c Travel	\$ -	\$ -	\$ -	\$ -
63d Maintenance and Operation	\$ -	\$ -	\$ -	\$ -
63e Capital Outlay	\$ -	\$ -	\$ -	\$ -
63f Intergovernmental	\$ -	\$ -	\$ -	\$ -
63g Other -	\$ -	\$ -	\$ -	\$ -
63 Total	\$ -	\$ -	\$ -	\$ -
64				
64a Personal Services	\$ -	\$ -	\$ -	\$ -
64b Part Time Help	\$ -	\$ -	\$ -	\$ -
64c Travel	\$ -	\$ -	\$ -	\$ -
64d Maintenance and Operation	\$ -	\$ -	\$ -	\$ -
64e Capital Outlay	\$ -	\$ -	\$ -	\$ -
64f Intergovernmental	\$ -	\$ -	\$ -	\$ -
64g Other -	\$ -	\$ -	\$ -	\$ -
64 Total	\$ -	\$ -	\$ -	\$ -

GENERAL FUND ACCOUNTS COVERING THE PERIOD JULY 1, 2018, to JUNE 30, 2019
ESTIMATE OF NEEDS FOR 2019-2020

EXHIBIT "A"

Schedule 8(i). Report Of Prior Year's Expenditures				
DEPARTMENTS OF GOVERNMENT APPROPRIATED ACCOUNTS	FISCAL YEAR ENDING JUNE 30, 2018			ORIGINAL
	RESERVES	WARRANTS	BALANCE	APPROPRIATIONS
	6-30-2018	SINCE	LAPSED	
		ISSUED	APPROPRIATIONS	
80 HWY - E/M SAFETY: SALES TAX				
80a Personal Services	\$ -	\$ -	\$ -	\$ 95,000.00
80b Part Time Help	\$ -	\$ -	\$ -	\$ 5,000.00
80c Travel	\$ -	\$ -	\$ -	\$ 10,000.00
80d Maintenance and Operation	\$ 1,705.60	\$ 1,705.60	\$ -	\$ 35,000.00
80e Capital Outlay	\$ -	\$ -	\$ -	\$ 35,000.00
80f Intergovernmental	\$ -	\$ -	\$ -	\$ -
80g Other -	\$ -	\$ -	\$ -	\$ -
80h Other -	\$ -	\$ -	\$ -	\$ -
80j Other -	\$ -	\$ -	\$ -	\$ -
80 Total	\$ 1,705.60	\$ 1,705.60	\$ -	\$ 180,000.00
82 COUNTY AUDIT BUDGET ACCOUNT:				
82a Salaries and Expense of Audit and Report	\$ -	\$ -	\$ -	\$ 64,745.04
82b Intergovernmental	\$ -	\$ -	\$ -	\$ -
82c Other-Salaries & Expense of Audit & Report-SALES TAX	\$ -	\$ -	\$ -	\$ -
82 Total	\$ -	\$ -	\$ -	\$ 64,745.04
83 COUNTY CEMETARY ACCOUNT:				
83a Personal Services	\$ -	\$ -	\$ -	\$ -
83b Part Time Help	\$ -	\$ -	\$ -	\$ -
83c Travel	\$ -	\$ -	\$ -	\$ -
83d Maintenance and Operation	\$ -	\$ -	\$ -	\$ -
83e Capital Outlay	\$ -	\$ -	\$ -	\$ -
83f Intergovernmental	\$ -	\$ -	\$ -	\$ -
83g Other -	\$ -	\$ -	\$ -	\$ -
83h Other -	\$ -	\$ -	\$ -	\$ -
83 Total	\$ -	\$ -	\$ -	\$ -
84 FREE FAIR SALES TAX BUDGET ACCOUNT:				
84a Personal Services	\$ -	\$ -	\$ -	\$ 42,000.00
84b Part Time Help	\$ -	\$ -	\$ -	\$ 14,500.00
84c Travel	\$ -	\$ -	\$ -	\$ -
84d Maintenance and Operation	\$ 3,520.98	\$ 2,961.22	\$ 559.76	\$ 40,000.00
84e Capital Outlay	\$ -	\$ -	\$ -	\$ 10,000.00
84f Intergovernmental	\$ -	\$ -	\$ -	\$ -
84g Premiums and Awards	\$ -	\$ -	\$ -	\$ 20,000.00
84h Other -	\$ -	\$ -	\$ -	\$ -
84i Other -	\$ -	\$ -	\$ -	\$ -
84 Total	\$ 3,520.98	\$ 2,961.22	\$ 559.76	\$ 126,500.00
86 FREE FAIR IMPROVEMENT ACCOUNT:				
86a Personal Services	\$ -	\$ -	\$ -	\$ -
86b Part Time Help	\$ -	\$ -	\$ -	\$ -
86c Travel	\$ -	\$ -	\$ -	\$ -
86d Maintenance and Operation	\$ -	\$ -	\$ -	\$ -
86e Capital Outlay	\$ -	\$ -	\$ -	\$ -
86f Intergovernmental	\$ -	\$ -	\$ -	\$ -
86g Other -	\$ -	\$ -	\$ -	\$ -
86h Other -	\$ -	\$ -	\$ -	\$ -
86 Total	\$ -	\$ -	\$ -	\$ -

GENERAL FUND ACCOUNTS COVERING THE PERIOD JULY 1, 2018, to JUNE 30, 2019
ESTIMATE OF NEEDS FOR 2019-2020

FISCAL YEAR ENDING JUNE 30, 2019						Governmental Budget Accounts	
						FISCAL YEAR 2019-2020	
SUPPLEMENTAL ADJUSTMENTS		NET AMOUNT OF APPROPRIATIONS	WARRANTS ISSUED	RESERVES	LAPSED BALANCE KNOWN TO BE UNENCUMBERED	NEEDS AS ESTIMATED BY GOVERNING BOARD	APPROVED BY COUNTY EXCISE BOARD
ADDED	CANCELLED						
\$ -	\$ -	\$ 95,000.00	\$ 90,209.82	\$ -	\$ 4,790.18	\$ 95,000.00	\$ 95,000.00
\$ -	\$ -	\$ 5,000.00	\$ -	\$ -	\$ 5,000.00	\$ 5,000.00	\$ 5,000.00
\$ -	\$ -	\$ 10,000.00	\$ 4,259.94	\$ -	\$ 5,740.06	\$ 10,000.00	\$ 10,000.00
\$ -	\$ -	\$ 35,000.00	\$ 24,350.47	\$ 4,240.50	\$ 6,409.03	\$ 35,000.00	\$ 35,000.00
\$ -	\$ -	\$ 35,000.00	\$ 3,194.99	\$ 2,458.32	\$ 29,346.69	\$ 35,000.00	\$ 35,000.00
\$ -	\$ -	\$ -	\$ -	\$ -	\$ -	\$ -	\$ -
\$ -	\$ -	\$ -	\$ -	\$ -	\$ -	\$ -	\$ -
\$ -	\$ -	\$ -	\$ -	\$ -	\$ -	\$ -	\$ -
\$ -	\$ -	\$ 180,000.00	\$ 122,015.22	\$ 6,698.82	\$ 51,285.96	\$ 180,000.00	\$ 180,000.00
\$ -	\$ -	\$ 64,745.04	\$ 43,115.99	\$ -	\$ 21,629.05	\$ 21,629.05	\$ 21,629.05
\$ -	\$ -	\$ -	\$ -	\$ -	\$ -	\$ -	\$ -
\$ -	\$ -	\$ -	\$ -	\$ -	\$ -	\$ 21,898.06	\$ 21,898.06
\$ -	\$ -	\$ 64,745.04	\$ 43,115.99	\$ -	\$ 21,629.05	\$ 43,527.11	\$ 43,527.11
\$ -	\$ -	\$ -	\$ -	\$ -	\$ -	\$ -	\$ -
\$ -	\$ -	\$ -	\$ -	\$ -	\$ -	\$ -	\$ -
\$ -	\$ -	\$ -	\$ -	\$ -	\$ -	\$ -	\$ -
\$ -	\$ -	\$ -	\$ -	\$ -	\$ -	\$ -	\$ -
\$ -	\$ -	\$ -	\$ -	\$ -	\$ -	\$ -	\$ -
\$ -	\$ -	\$ -	\$ -	\$ -	\$ -	\$ -	\$ -
\$ -	\$ -	\$ -	\$ -	\$ -	\$ -	\$ -	\$ -
\$ -	\$ -	\$ -	\$ -	\$ -	\$ -	\$ -	\$ -
\$ -	\$ -	\$ -	\$ -	\$ -	\$ -	\$ -	\$ -
\$ 560.00	\$ -	\$ 42,560.00	\$ 42,114.27	\$ -	\$ 445.73	\$ 42,000.00	\$ 42,000.00
\$ -	\$ 560.00	\$ 13,940.00	\$ 6,497.50	\$ -	\$ 7,442.50	\$ 14,500.00	\$ 14,500.00
\$ -	\$ -	\$ -	\$ -	\$ -	\$ -	\$ -	\$ -
\$ -	\$ -	\$ 40,000.00	\$ 39,967.14	\$ -	\$ 32.86	\$ 40,000.00	\$ 40,000.00
\$ -	\$ -	\$ 10,000.00	\$ 1,850.00	\$ 900.00	\$ 7,250.00	\$ 10,000.00	\$ 10,000.00
\$ -	\$ -	\$ -	\$ -	\$ -	\$ -	\$ -	\$ -
\$ -	\$ -	\$ 20,000.00	\$ 20,000.00	\$ -	\$ -	\$ 20,000.00	\$ 20,000.00
\$ -	\$ -	\$ -	\$ -	\$ -	\$ -	\$ -	\$ -
\$ -	\$ -	\$ -	\$ -	\$ -	\$ -	\$ -	\$ -
\$ 560.00	\$ 560.00	\$ 126,500.00	\$ 110,428.91	\$ 900.00	\$ 15,171.09	\$ 126,500.00	\$ 126,500.00
\$ -	\$ -	\$ -	\$ -	\$ -	\$ -	\$ -	\$ -
\$ -	\$ -	\$ -	\$ -	\$ -	\$ -	\$ -	\$ -
\$ -	\$ -	\$ -	\$ -	\$ -	\$ -	\$ -	\$ -
\$ -	\$ -	\$ -	\$ -	\$ -	\$ -	\$ -	\$ -
\$ -	\$ -	\$ -	\$ -	\$ -	\$ -	\$ -	\$ -
\$ -	\$ -	\$ -	\$ -	\$ -	\$ -	\$ -	\$ -
\$ -	\$ -	\$ -	\$ -	\$ -	\$ -	\$ -	\$ -
\$ -	\$ -	\$ -	\$ -	\$ -	\$ -	\$ -	\$ -
\$ -	\$ -	\$ -	\$ -	\$ -	\$ -	\$ -	\$ -
\$ -	\$ -	\$ -	\$ -	\$ -	\$ -	\$ -	\$ -

GENERAL FUND ACCOUNTS COVERING THE PERIOD JULY 1, 2018, to JUNE 30, 2019
ESTIMATE OF NEEDS FOR 2019-2020

4k

EXHIBIT "A"

Schedule 8(k), Report Of Prior Year's Expenditures				
DEPARTMENTS OF GOVERNMENT APPROPRIATED ACCOUNTS	FISCAL YEAR ENDING JUNE 30, 2018			ORIGINAL
	RESERVES	WARRANTS	BALANCE	APPROPRIATIONS
	6-30-2018	SINCE	LAPSED	
		ISSUED	APPROPRIATIONS	
92 BUILDING MAINTENANCE ACCOUNT:				
92a Personal Services	\$ -	\$ -	\$ -	\$ -
92b Part Time Help	\$ -	\$ -	\$ -	\$ -
92c Travel	\$ -	\$ -	\$ -	\$ -
92d Maintenance and Operation	\$ -	\$ -	\$ -	\$ -
92e Capital Outlay	\$ -	\$ -	\$ -	\$ -
92f Intergovernmental	\$ -	\$ -	\$ -	\$ -
92g Other -	\$ -	\$ -	\$ -	\$ -
92h Other -	\$ -	\$ -	\$ -	\$ -
92j Other -	\$ -	\$ -	\$ -	\$ -
92 Total	\$ -	\$ -	\$ -	\$ -
93 AVARD SALES TAX:				
93a Personal Services	\$ -	\$ -	\$ -	\$ -
93b Part Time Help	\$ -	\$ -	\$ -	\$ -
93c Travel	\$ -	\$ -	\$ -	\$ -
93d Maintenance and Operation	\$ -	\$ -	\$ -	\$ -
93e Capital Outlay	\$ -	\$ -	\$ -	\$ -
93f Intergovernmental	\$ -	\$ -	\$ -	\$ -
93g Other -	\$ -	\$ -	\$ -	\$ -
93h Other -	\$ -	\$ -	\$ -	\$ -
93 Total	\$ -	\$ -	\$ -	\$ -
94 SALES TAX COUNTY WIDE:				
94a Personal Services	\$ -	\$ -	\$ -	\$ -
94b Part Time Help	\$ -	\$ -	\$ -	\$ -
94c Travel	\$ -	\$ -	\$ -	\$ -
94d Maintenance and Operation	\$ 38,895.00	\$ 26,950.58	\$ 11,944.42	\$ 1,000,000.00
94e Capital Outlay	\$ -	\$ -	\$ -	\$ -
94f Intergovernmental	\$ -	\$ -	\$ -	\$ -
94g Other -	\$ -	\$ -	\$ -	\$ -
94h Other -	\$ -	\$ -	\$ -	\$ -
94 Total	\$ 38,895.00	\$ 26,950.58	\$ 11,944.42	\$ 1,000,000.00
98 OTHER USE:				
98a Other Deductions	\$ -	\$ -	\$ -	\$ -
98 Total	\$ -	\$ -	\$ -	\$ -
TOTAL GENERAL FUND ACCOUNT	\$ 102,241.79	\$ 77,984.10	\$ 24,257.69	\$ 13,510,441.63
SUBJECT TO WARRANT ISSUE:				
99 Provision for Interest on Warrants	\$ -	\$ -	\$ -	\$ -
GRAND TOTAL GENERAL FUND	\$ 102,241.79	\$ 77,984.10	\$ 24,257.69	\$ 13,510,441.63

ESTIMATE OF NEEDS FOR THE FISCAL YEAR	
PURPOSE:	
Current Expense	
Pro rata share of County Assessor's Budget as determined by County Excise Board	\$ -
(This amount is included in the appropriated account "17 Revaluation of Real Property".)	
GRAND TOTAL - General Fund	

HIGHWAY FUND ACCOUNTS COVERING THE PERIOD JULY 1, 2018, to JUNE 30, 2019
ESTIMATE OF NEEDS FOR 2019-2020

EXHIBIT "D"

Schedule 1. Current Balance Sheet - June 30, 2019	
	Amount
ASSETS:	
Cash Balance June 30, 2019	\$ 5,502,463.91
Investments	\$ -
TOTAL ASSETS	\$ 5,502,463.91
LIABILITIES AND RESERVES:	
Warrants Outstanding	\$ 215,425.75
Reserve for Interest on Warrants	\$ -
Reserves From Schedule 8	\$ 327,483.04
TOTAL LIABILITIES AND RESERVES	\$ 542,908.79
CASH FUND BALANCE JUNE 30, 2019	\$ 4,959,555.12
TOTAL LIABILITIES, RESERVES AND CASH FUND BALANCE	\$ 5,502,463.91

Schedule 5. Expenditures Highway Fund Cash Accounts of Current and All Prior Years	
CURRENT AND ALL PRIOR YEARS	2018-2019
Cash Balance Reported to Excise Board 6-30-2018	\$ -
Cash Fund Balance Transferred Out	\$ -
Cash Fund Balance Transferred In	\$ 4,959,555.12
Adjusted Cash Balance	\$ 4,959,555.12
Miscellaneous Revenue (Schedule 4)	\$ 5,920,834.85
Cash Fund Balance Forward From Preceding Year	\$ 386,353.19
Prior Expenditures Recovered	\$ -
TOTAL RECEIPTS	\$ 6,307,188.04
TOTAL RECEIPTS AND BALANCE	\$ 11,266,743.16
Warrants of Year in Caption	\$ 5,764,279.25
Interest Paid Thereon	\$ -
TOTAL DISBURSEMENTS	\$ 5,764,279.25
CASH BALANCE JUNE 30, 2019	\$ 5,502,463.91
Reserve for Warrants Outstanding	\$ 215,425.75
Reserve for Interest on Warrants	\$ -
Reserves From Schedule 8	\$ 327,483.04
TOTAL LIABILITES AND RESERVE	\$ 542,908.79
DEFICIT: (Red Figure)	\$ -
CASH BALANCE FORWARD TO SUCCEEDING YEAR	\$ 4,959,555.12

Schedule 6. General Fund Warrant Account of Current and All Prior Years	
CURRENT AND ALL PRIOR YEARS	TOTAL
Warrants Outstanding 6-30-2018 of Year in Caption	\$ 334,146.58
Warrants Registered During Year	\$ 6,256,919.56
TOTAL	\$ 6,591,066.14
Warrants Paid During Year	\$ 6,375,640.39
Warrants Converted to Bonds or Judgements	\$ -
Warrants Cancelled	\$ -
Warrants Estopped by Statute	\$ -
TOTAL WARRANTS RETIRED	\$ 6,375,640.39
BALANCE WARRANTS OUTSTANDING JUNE 30, 2019	\$ 215,425.75

HIGHWAY FUND ACCOUNTS COVERING THE PERIOD JULY 1, 2018, to JUNE 30, 2019
ESTIMATE OF NEEDS FOR 2019-2020

Schedule 2, Revenue and Requirements - 2019-2020		
	Detail	Total
REVENUE:		
Cash Balance June 30, 2018	\$ 4,959,555.12	
Cash Fund Balance Transferred From Prior Years	\$ 386,353.19	
Miscellaneous Revenue Apportioned	\$ 5,920,834.85	
TOTAL REVENUE		\$ 11,266,743.16
REQUIREMENTS:		
Claims Paid by Warrants Issued & Transfer Fees Apportioned	\$ 5,979,705.00	
Reserves From Schedule 8	\$ 327,483.04	
Interest Paid on Warrants	\$ -	
Reserve for Interest on Warrants	\$ -	
TOTAL REQUIREMENTS		\$ 6,307,188.04
ADD: CASH FUND BALANCE AS PER BALANCE SHEET 6-30-2019		\$ 4,959,555.12
TOTAL REQUIREMENTS AND CASH FUND BALANCE		\$ 11,266,743.16

Schedule 5, (Continued)						
2017-2018	2016-2017	2015-2016	2014-2015	2013-2014	2012-2013	TOTAL
\$ 5,957,269.45	\$ -	\$ -	\$ -	\$ -	\$ -	\$ 5,957,269.45
\$ 4,959,555.12	\$ -	\$ -	\$ -	\$ -	\$ -	\$ 4,959,555.12
\$ -	\$ -	\$ -	\$ -	\$ -	\$ -	\$ 4,959,555.12
\$ 997,714.33	\$ -	\$ -	\$ -	\$ -	\$ -	\$ 5,957,269.45
\$ -	\$ -	\$ -	\$ -	\$ -	\$ -	\$ 5,920,834.85
\$ -	\$ -	\$ -	\$ -	\$ -	\$ -	\$ 386,353.19
\$ -	\$ -	\$ -	\$ -	\$ -	\$ -	\$ -
\$ -	\$ -	\$ -	\$ -	\$ -	\$ -	\$ 6,307,188.04
\$ 997,714.33	\$ -	\$ -	\$ -	\$ -	\$ -	\$ 12,264,457.49
\$ 611,361.14	\$ -	\$ -	\$ -	\$ -	\$ -	\$ 6,375,640.39
\$ -	\$ -	\$ -	\$ -	\$ -	\$ -	\$ -
\$ 611,361.14	\$ -	\$ -	\$ -	\$ -	\$ -	\$ 6,375,640.39
\$ 386,353.19	\$ -	\$ -	\$ -	\$ -	\$ -	\$ 5,888,817.10
\$ -	\$ -	\$ -	\$ -	\$ -	\$ -	\$ 215,425.75
\$ -	\$ -	\$ -	\$ -	\$ -	\$ -	\$ -
\$ -	\$ -	\$ -	\$ -	\$ -	\$ -	\$ 327,483.04
\$ -	\$ -	\$ -	\$ -	\$ -	\$ -	\$ 542,908.79
\$ -	\$ -	\$ -	\$ -	\$ -	\$ -	\$ -
\$ 386,353.19	\$ -	\$ -	\$ -	\$ -	\$ -	\$ 5,345,908.31

Schedule 6, (Continued)						
2018-2019	2017-2018	2016-2017	2015-2016	2014-2015	2013-2014	2012-2013
\$ -	\$ 334,146.58	\$ -	\$ -	\$ -	\$ -	\$ -
\$ 5,979,705.00	\$ 277,214.56	\$ -	\$ -	\$ -	\$ -	\$ -
\$ 5,979,705.00	\$ 611,361.14	\$ -	\$ -	\$ -	\$ -	\$ -
\$ 5,764,279.25	\$ 611,361.14	\$ -	\$ -	\$ -	\$ -	\$ -
\$ -	\$ -	\$ -	\$ -	\$ -	\$ -	\$ -
\$ -	\$ -	\$ -	\$ -	\$ -	\$ -	\$ -
\$ -	\$ -	\$ -	\$ -	\$ -	\$ -	\$ -
\$ 5,764,279.25	\$ 611,361.14	\$ -	\$ -	\$ -	\$ -	\$ -
\$ 215,425.75	\$ -	\$ -	\$ -	\$ -	\$ -	\$ -

HIGHWAY FUND ACCOUNTS COVERING THE PERIOD JULY 1, 2018, to JUNE 30, 2019
ESTIMATE OF NEEDS FOR 2019-2020

2a

EXHIBIT "D"

Schedule 4, Miscellaneous Revenue	2018-2019 ACCOUNT	
	AMOUNT	ACTUALLY
	ESTIMATED	COLLECTED
1000 CHARGES FOR SERVICES		
1116 County Engineer Fees	\$ -	\$ -
1118 Other - Road Crossings	\$ -	\$ 17,500.00
1119 Other - District Reimbursements	\$ -	\$ -
1120 Other -	\$ -	\$ -
Total Charges For Services	\$ -	\$ 17,500.00
INTERGOVERNMENTAL REVENUES:		
2000 INTERGOVERNMENTAL REVENUES - LOCAL SOURCES:		
2118 O.S.U. Extension Reimbursement	\$ -	\$ -
2121 Highway Budget Account Miscellaneous	\$ -	\$ -
2122 Local Participation (Project)	\$ -	\$ -
2123 Other -	\$ -	\$ -
2124 Other -	\$ -	\$ -
Total - Local Sources	\$ -	\$ -
3000 INTERGOVERNMENTAL REVENUES - STATE SOURCES:		
3120 County Sales Tax - OTC	\$ -	\$ -
3121 OTC- (0912) Gross Production Tax For Roads - Unrestricted	\$ -	\$ 2,680,414.41
3122 OTC- (1212) Diesel Fuel T68 Sec 500.7 4B For Roads - Unrestricted	\$ -	\$ 430,183.56
3123 OTC- (2012) Diesel Fuel T68 Sec 500.7 4D For Roads - Unrestricted	\$ -	\$ -
3124 OTC- (1612) Diesel Fuel - Restricted Road Maintenance - Primary	\$ -	\$ -
3125 OTC- (1112) Diesel Fuel T68 Sec 500.7 4C For Roads - Restricted	\$ -	\$ -
3126 OTC- (1012) Diesel Fuel T68 Sec 500.7 4A For Roads - Unrestricted	\$ -	\$ -
3127 OTC- (0312) Gas Excise T68 Sec 500.6 4D For Roads - Unrestricted	\$ -	\$ 1,199,807.01
3128 OTC- (1412) Gas Excise T68 Sec 500.6 4B For Roads - Unrestricted	\$ -	\$ -
3129 OTC- (2112) Gas Excise T68 Sec 500.6 4E For Roads - Unrestricted	\$ -	\$ -
3130 OTC- (1712) Gas Excise - Restricted Road Maintenance - Primary	\$ -	\$ -
3131 OTC- (0212) Gas Excise T68 Sec 500.6 4C For Roads - Restricted	\$ -	\$ -
3132 OTC- (0112) Gas Excise T68 Sec 500.6 4A For Roads - Unrestricted	\$ -	\$ -
3133 OTC- (0612) Special Fuel Use Tax 1/2¢ For Roads - Unrestricted	\$ -	\$ 120.96
3134 OTC- (0712) Special Fuel .06¢ HB1061 For Roads -Unrestricted	\$ -	\$ -
3135 OTC- (0512) Special Fuel Tax 1¢ HB549 For Roads - Unrestricted	\$ -	\$ -
3136 OTC- (COR) Special Fuel 1/2¢ HB1450 For Roads - Unrestricted	\$ -	\$ -
3137 OTC- (1912) Special Fuel-Restricted Road Maintenance - Primary	\$ -	\$ -
3138 OTC- (0412) Special Fuel Use Tax .065¢ For Roads - Unrestricted	\$ -	\$ -
3139 OTC- (0812) Motor Vehicle Collections For Roads - Unrestricted	\$ -	\$ 651,195.82
3140 OTC- (1812) Motor Vehicle Collections / County Roads - Restricted	\$ -	\$ 235,091.26
3141 OTC- (1312) Motor Vehicle Collections / Roads CRIF - Unrestricted	\$ -	\$ 360,225.30
3142 OTC- () Other -	\$ -	\$ -
3143 OTC- () Other -	\$ -	\$ -
3143 OTC- () Other -	\$ -	\$ -
Sub-Total - OTC	\$ -	\$ 5,557,038.32
3219 State Grants	\$ -	\$ 5,003.40
3221 Civil Defense Reimbursement	\$ -	\$ -
3222 Emergency Management Reimbursement	\$ -	\$ -
3224 Tick Et Total Miscellaneous Revenue	\$ -	\$ -
3226 State Participation (Project)	\$ -	\$ -
3227 Other -	\$ -	\$ -
3228 Other -	\$ -	\$ -
Total State Sources	\$ -	\$ 5,562,041.72

Continued on page 2b

Friday, August 16, 2019

HIGHWAY FUND ACCOUNTS COVERING THE PERIOD JULY 1, 2018, to JUNE 30, 2019
ESTIMATE OF NEEDS FOR 2019-2020

2b

EXHIBIT "D"

Schedule 4, Miscellaneous Revenue		2018-2019 ACCOUNT	
		AMOUNT	ACTUALLY
SOURCE		ESTIMATED	COLLECTED
Continued from page 2a			
4000 INTERGOVERNMENTAL REVENUES - FEDERAL SOURCES:			
4112 Federal Grants		\$ -	\$ -
4113 J.T.P.A. Salary Reimbursement		\$ -	\$ -
4114 Federal Emergency Management Agency (FEMA)		\$ -	\$ -
4115 Federal Participation (Project)		\$ -	\$ -
4116 Other -		\$ -	\$ -
4117 Other -		\$ -	\$ -
Total Federal Sources		\$ -	\$ -
Grand Total Intergovernmental Revenues		\$ -	\$ 5,562,041.72
5000 MISCELLANEOUS REVENUE:			
5111 Interest on Investments		\$ -	\$ 82,203.68
5112 Rental or Lease of County Property		\$ -	\$ -
5113 Equipment or Materials Sale/Rental		\$ -	\$ 157,843.68
5114 Sale of County Equipment		\$ -	\$ -
5116 Insurance Recoveries		\$ -	\$ -
5117 Insurance Reimbursement		\$ -	\$ -
5126 Returned Check		\$ -	\$ -
5127 Other Concessions		\$ -	\$ -
5129 Refunds and Reimbursements		\$ -	\$ 101,245.77
5130 Other - Transfer From CBRI Fund		\$ -	\$ -
5131 Other - Transfer From ETR Fund		\$ -	\$ -
Total Miscellaneous Revenue		\$ -	\$ 341,293.13
6000 NON-REVENUE RECEIPTS:			
6111 Contributions from Other Funds		\$ -	\$ -
Grand Total Highway Fund		\$ -	\$ 5,920,834.85

Schedule 9, Highway Fund Investments						
INVESTED IN	Investments on Hand June 30, 2018	Since Purchased	LIQUIDATIONS		Barred by Court Order	Investments on Hand June 30, 2019
			By Collections of Cost	Amortized Premium		
C D's	\$ -	\$ -	\$ -	\$ -	\$ -	\$ -
	\$ -	\$ -	\$ -	\$ -	\$ -	\$ -
	\$ -	\$ -	\$ -	\$ -	\$ -	\$ -
	\$ -	\$ -	\$ -	\$ -	\$ -	\$ -
	\$ -	\$ -	\$ -	\$ -	\$ -	\$ -
	\$ -	\$ -	\$ -	\$ -	\$ -	\$ -
	\$ -	\$ -	\$ -	\$ -	\$ -	\$ -
	\$ -	\$ -	\$ -	\$ -	\$ -	\$ -
	\$ -	\$ -	\$ -	\$ -	\$ -	\$ -
	\$ -	\$ -	\$ -	\$ -	\$ -	\$ -
TOTAL INVESTMENTS	\$ -	\$ -	\$ -	\$ -	\$ -	\$ -

HIGHWAY FUND ACCOUNTS COVERING THE PERIOD JULY 1, 2018, to JUNE 30, 2019
ESTIMATE OF NEEDS FOR 2019-2020

2018-2019 ACCOUNT OVER (UNDER)	BASIS AND LIMIT OF ENSUING ESTIMATE	2019-2020 ACCOUNT		
		CHARGEABLE INCOME	ESTIMATED BY GOVERNING BOARD	APPROVED BY EXCISE BOARD
\$ -	90.00%	\$ -	\$ -	\$ -
\$ -	90.00%	\$ -	\$ -	\$ -
\$ -	90.00%	\$ -	\$ -	\$ -
\$ -	90.00%	\$ -	\$ -	\$ -
\$ -	90.00%	\$ -	\$ -	\$ -
\$ -	90.00%	\$ -	\$ -	\$ -
\$ -	90.00%	\$ -	\$ -	\$ -
\$ 5,579,541.72		\$ -	\$ -	\$ -
\$ 82,203.68	0.00%	\$ -	\$ -	\$ -
\$ -	90.00%	\$ -	\$ -	\$ -
\$ 157,843.68	0.00%	\$ -	\$ -	\$ -
\$ -	90.00%	\$ -	\$ -	\$ -
\$ -	90.00%	\$ -	\$ -	\$ -
\$ -	90.00%	\$ -	\$ -	\$ -
\$ -	90.00%	\$ -	\$ -	\$ -
\$ -	90.00%	\$ -	\$ -	\$ -
\$ 101,245.77	0.00%	\$ -	\$ -	\$ -
\$ -	90.00%	\$ -	\$ -	\$ -
\$ -	90.00%	\$ -	\$ -	\$ -
\$ 341,293.13		\$ -	\$ -	\$ -
\$ -	90.00%	\$ -	\$ -	\$ -
\$ 5,920,834.85		\$ -	\$ -	\$ -

HIGHWAY FUND ACCOUNTS COVERING THE PERIOD JULY 1, 2018, to JUNE 30, 2019
ESTIMATE OF NEEDS FOR 2019-2020

3b

EXHIBIT "D"

Schedule 8(b), Report Of Prior Year's Expenditures				
DEPARTMENTS OF GOVERNMENT APPROPRIATED ACCOUNTS	FISCAL YEAR ENDING JUNE 30, 2018			ORIGINAL
	RESERVES 6-30-2018	WARRANTS SINCE ISSUED	BALANCE LAPSED APPROPRIATIONS	APPROPRIATIONS
92 UNRESTRICTED HIGHWAY BUDGET ACCOUNT:				
92a Personal Services	\$ -	\$ -	\$ -	\$ 392,431.20
92b Withholdings	\$ -	\$ -	\$ -	\$ 253,969.97
92c Travel	\$ 470.00	\$ 399.40	\$ 70.60	\$ 11,886.96
92d Maintenance and Operation	\$ 239,250.29	\$ 236,164.16	\$ 3,086.13	\$ 2,860,397.85
92e Capital Outlay	\$ 43,151.00	\$ 40,651.00	\$ 2,500.00	\$ 350,616.56
92f District #2 Blacktop Road Maintenance	\$ -	\$ -	\$ -	\$ 361,894.80
92g Machinery and Equipment Lease Rental	\$ -	\$ -	\$ -	\$ 465,825.89
92h Other - Right of Way	\$ -	\$ -	\$ -	\$ -
92j Other - Interest	\$ -	\$ -	\$ -	\$ 46,715.71
92 Total Unrestricted Highway	\$ 282,871.29	\$ 277,214.56	\$ 5,656.73	\$ 4,743,738.94
93 RESTRICTED HIGHWAY BUDGET ACCOUNT:				
93a Personal Services	\$ -	\$ -	\$ -	\$ -
93b Part Time Help	\$ -	\$ -	\$ -	\$ -
93c Travel	\$ -	\$ -	\$ -	\$ -
93d Maintenance and Operation	\$ -	\$ -	\$ -	\$ -
93e Capital Outlay	\$ -	\$ -	\$ -	\$ -
93f Intergovernmental	\$ -	\$ -	\$ -	\$ -
93g Other -	\$ -	\$ -	\$ -	\$ -
93h Other -	\$ -	\$ -	\$ -	\$ -
93 Total	\$ -	\$ -	\$ -	\$ -
94 PRIMARY ROADS HIGHWAY BUDGET ACCOUNT:				
94a Personal Services	\$ -	\$ -	\$ -	\$ -
94b Part Time Help	\$ -	\$ -	\$ -	\$ -
94c Travel	\$ -	\$ -	\$ -	\$ -
94d Maintenance and Operation	\$ -	\$ -	\$ -	\$ -
94e Capital Outlay	\$ -	\$ -	\$ -	\$ -
94f Intergovernmental	\$ -	\$ -	\$ -	\$ -
94g Other -	\$ -	\$ -	\$ -	\$ -
94h Other -	\$ -	\$ -	\$ -	\$ -
94 Total	\$ -	\$ -	\$ -	\$ -
98 OTHER USE:				
98a Other Deductions	\$ -	\$ -	\$ -	\$ -
98 Total	\$ -	\$ -	\$ -	\$ -
TOTAL HIGHWAY FUNDS ACCOUNT	\$ 282,871.29	\$ 277,214.56	\$ 5,656.73	\$ 4,743,738.94
SUBJECT TO WARRANT ISSUE:				
99 Provision for Interest on Warrants	\$ -	\$ -	\$ -	\$ -
GRAND TOTAL HIGHWAY FUNDS	\$ 282,871.29	\$ 277,214.56	\$ 5,656.73	\$ 4,743,738.94

ESTIMATE OF NEEDS FOR THE FISCAL YEAR
PURPOSE:
Current Expense
Highway Funds are appropriated monthly. Funds cannot be encumbered until appropriations are made.
The "Governmental Budget Accounts" for Fiscal Year 2019-2020, are presented for financial forecasting purposes only!
GRAND TOTAL - HIGHWAY FUND

HEALTH FUND ACCOUNTS COVERING THE PERIOD JULY 1, 2018, to JUNE 30, 2019
ESTIMATE OF NEEDS FOR 2019-2020

EXHIBIT "E"

PAGE 1

Schedule 1, Current Balance Sheet - June 30, 2019		Amount
ASSETS:		
Cash Balance June 30, 2018	\$	704,238.52
Investments	\$	-
TOTAL ASSETS	\$	704,238.52
LIABILITIES AND RESERVES:		
Warrants Outstanding	\$	51,320.95
Reserve for Interest on Warrants	\$	-
Reserves From Schedule 8	\$	31,301.30
TOTAL LIABILITIES AND RESERVES	\$	82,622.25
CASH FUND BALANCE JUNE 30, 2019	\$	621,616.27
TOTAL LIABILITIES, RESERVES AND CASH FUND BALANCE	\$	704,238.52

Schedule 2, Revenue and Requirements - 2019-2020		
	Detail	Total
REVENUE:		
Cash Balance June 30, 2018	\$ 535,052.24	
Cash Fund Balance Transferred From Prior Years	\$ 3,749.28	
Current Ad Valorem Tax Apportioned	\$ 282,142.41	
Miscellaneous Revenue Apportioned	\$ 19,868.53	
TOTAL REVENUE		\$ 840,812.46
REQUIREMENTS:		
Claims Paid by Warrants Issued	\$ 187,894.89	
Reserves From Schedule 8	\$ 31,301.30	
Interest Paid on Warrants	\$ -	
Reserve for Interest on Warrants	\$ -	
TOTAL REQUIREMENTS		\$ 219,196.19
ADD: CASH FUND BALANCE AS PER BALANCE SHEET 6-30-2019		\$ 621,616.27
TOTAL REQUIREMENTS AND CASH FUND BALANCE		\$ 840,812.46

Schedule 3, Cash Fund Balance Analysis - June 30, 2019		Amount
ADDITIONS:		
Miscellaneous Revenue Collected in Excess of Estimates-Net	\$	19,868.53
Warrants Estopped, Cancelled or Converted	\$	-
Fiscal Year 2018-2019 Lapsed Appropriations	\$	582,921.32
Fiscal Year 2017-2018 Lapsed Appropriations	\$	18.17
Ad Valorem Tax Collections in Excess of Estimate	\$	8,057.70
Prior Years Ad Valorem Tax	\$	3,731.11
TOTAL ADDITIONS	\$	614,596.83
DEDUCTIONS:		
Supplemental Appropriations	\$	44.24
Current Tax in Process of Collection	\$	-
TOTAL DEDUCTIONS	\$	44.24
Cash Fund Balance as per Balance Sheet 6-30-2019	\$	621,616.27
Composition of Cash Fund Balance		
Cash	\$	621,616.27
Cash Fund Balance as per Balance Sheet 6-30-2019	\$	621,616.27

HEALTH FUND ACCOUNTS COVERING THE PERIOD JULY 1, 2018, to JUNE 30, 2019
ESTIMATE OF NEEDS FOR 2019-2020

2a

EXHIBIT "E"

Schedule 4, Miscellaneous Revenue	2018-2019 ACCOUNT	
	AMOUNT	ACTUALLY
	ESTIMATED	COLLECTED
SOURCE		
1000 CHARGES FOR SERVICES		
1111 Clinical Services	\$ -	\$ 44.24
1112 Laboratory Services	\$ -	\$ -
1113 Immunizations	\$ -	\$ -
1114 Dental Service Fees	\$ -	\$ -
1115 Child Guidance Services	\$ -	\$ -
1116 Early Test-Early Care	\$ -	\$ -
1117 Food Service Test and Certification	\$ -	\$ -
1118 Pool/Spa Certification	\$ -	\$ -
1119 Sewage and Perk Test	\$ -	\$ -
1120 Public Bathing Licenses	\$ -	\$ -
1121 Other Licenses	\$ -	\$ -
1122 Miscellaneous Health Fees	\$ -	\$ -
1123 Other -	\$ -	\$ -
1124 Other -	\$ -	\$ -
1125 Other -	\$ -	\$ -
Total Charges For Services	\$ -	\$ 44.24
INTERGOVERNMENTAL REVENUE		
2000 INTERGOVERNMENTAL REVENUE - LOCAL SOURCES:		
2111 Mobile Home Tax	\$ -	\$ -
2112 Housing Authority Payments in Lieu of Tax Revenue	\$ -	\$ -
2113 Revaluation of Real Property Reimbursements	\$ -	\$ -
2114 Manufacturing Exempt Reimbursement	\$ -	\$ -
2115 Public Health Contributions	\$ -	\$ -
2116 Perinatal Health Program	\$ -	\$ -
2117 Community Care - HMO	\$ -	\$ -
2118 Other - Farm Implement Stamps	\$ -	\$ 529.29
2124 Other -	\$ -	\$ -
Total - Local Sources	\$ -	\$ 529.29
3000 INTERGOVERNMENTAL REVENUES - STATE SOURCES:		
3211 State Land Payments	\$ -	\$ 12.90
3212 State Payments in Lieu of Tax Revenue	\$ -	\$ 3.18
3213 Homestead Exemption Reimbursement	\$ -	\$ -
3214 Additional Homestead Exemption Reimbursement	\$ -	\$ -
3215 State Grants	\$ -	\$ -
3216 Oklahoma Dept. of Environmental Quality	\$ -	\$ -
3217 STD Program (State)	\$ -	\$ -
3218 Water Resources Board	\$ -	\$ -
3219 Oklahoma Conservation Commission	\$ -	\$ -
3220 Welfare Agencie Sub-Total - OTC	\$ -	\$ -
3221 Early Intervention (State)	\$ -	\$ -
3222 Eldercare	\$ -	\$ -
3223 Child Abuse Prevention	\$ -	\$ -
3224 Adolescent Health - State	\$ -	\$ -
3225 TB - State	\$ -	\$ -
3226 Other State Reimbursements	\$ -	\$ -
3227 Other - Five Year Manufacturer	\$ -	\$ 11,256.00
3228 Other -	\$ -	\$ -
Total - State Sources	\$ -	\$ 11,272.08

HEALTH FUND ACCOUNTS COVERING THE PERIOD JULY 1, 2018, to JUNE 30, 2019
ESTIMATE OF NEEDS FOR 2019-2020

2018-2019 ACCOUNT OVER (UNDER)	BASIS AND LIMIT OF ENSUING ESTIMATE	2019-2020 ACCOUNT		
		CHARGEABLE INCOME	ESTIMATED BY GOVERNING BOARD	APPROVED BY EXCISE BOARD
\$ 44.24	0.00%	\$ -	\$ -	\$ -
\$ -	90.00%	\$ -	\$ -	\$ -
\$ -	90.00%	\$ -	\$ -	\$ -
\$ -	90.00%	\$ -	\$ -	\$ -
\$ -	90.00%	\$ -	\$ -	\$ -
\$ -	90.00%	\$ -	\$ -	\$ -
\$ -	90.00%	\$ -	\$ -	\$ -
\$ -	90.00%	\$ -	\$ -	\$ -
\$ -	90.00%	\$ -	\$ -	\$ -
\$ -	90.00%	\$ -	\$ -	\$ -
\$ -	90.00%	\$ -	\$ -	\$ -
\$ -	90.00%	\$ -	\$ -	\$ -
\$ -	90.00%	\$ -	\$ -	\$ -
\$ -	90.00%	\$ -	\$ -	\$ -
\$ -	90.00%	\$ -	\$ -	\$ -
\$ -	90.00%	\$ -	\$ -	\$ -
\$ -	90.00%	\$ -	\$ -	\$ -
\$ 44.24		\$ -	\$ -	\$ -
\$ -	90.00%	\$ -	\$ -	\$ -
\$ -	90.00%	\$ -	\$ -	\$ -
\$ -	90.00%	\$ -	\$ -	\$ -
\$ -	90.00%	\$ -	\$ -	\$ -
\$ -	90.00%	\$ -	\$ -	\$ -
\$ -	90.00%	\$ -	\$ -	\$ -
\$ -	90.00%	\$ -	\$ -	\$ -
\$ 529.29	0.00%	\$ -	\$ -	\$ -
\$ -	90.00%	\$ -	\$ -	\$ -
\$ 573.53		\$ -	\$ -	\$ -
\$ 12.90	0.00%	\$ -	\$ -	\$ -
\$ 3.18	0.00%	\$ -	\$ -	\$ -
\$ -	90.00%	\$ -	\$ -	\$ -
\$ -	90.00%	\$ -	\$ -	\$ -
\$ -	90.00%	\$ -	\$ -	\$ -
\$ -	90.00%	\$ -	\$ -	\$ -
\$ -	90.00%	\$ -	\$ -	\$ -
\$ -	90.00%	\$ -	\$ -	\$ -
\$ -	90.00%	\$ -	\$ -	\$ -
\$ -	90.00%	\$ -	\$ -	\$ -
\$ -	90.00%	\$ -	\$ -	\$ -
\$ -	90.00%	\$ -	\$ -	\$ -
\$ -	90.00%	\$ -	\$ -	\$ -
\$ -	90.00%	\$ -	\$ -	\$ -
\$ -	90.00%	\$ -	\$ -	\$ -
\$ -	90.00%	\$ -	\$ -	\$ -
\$ 11,256.00	0.00%	\$ -	\$ -	\$ -
\$ -	90.00%	\$ -	\$ -	\$ -
\$ 11,272.08		\$ -	\$ -	\$ -

HEALTH FUND ACCOUNTS COVERING THE PERIOD JULY 1, 2018, to JUNE 30, 2019
ESTIMATE OF NEEDS FOR 2019-2020

2b

EXHIBIT "E"

Schedule 4, Miscellaneous Revenue SOURCE	2018-2019 ACCOUNT	
	AMOUNT	ACTUALLY
	ESTIMATED	COLLECTED
Continued from page 2a		
4000 INTERGOVERNMENTAL REVENUES - FEDERAL SOURCES:		
4111 Federal Grants	\$ -	\$ -
4112 Federal Payments in Lieu of Tax Revenues	\$ -	\$ -
4113 Bureau of Land Management	\$ -	\$ -
4114 Adolescent Health - Federal	\$ -	\$ -
4115 Women Infants and Children	\$ -	\$ -
4116 Maternity Care (Medicaid)	\$ -	\$ -
4117 EPSDT (Medicaid)	\$ -	\$ -
4118 Family Planning (Medicaid)	\$ -	\$ -
4119 Early Intervention (Federal)	\$ -	\$ -
4120 Oklahoma Dept. of Environmental Quality (Federal)	\$ -	\$ -
4121 STD Program (Federal)	\$ -	\$ -
4122 Ryan-White Program	\$ -	\$ -
4123 Immunization Action Plan	\$ -	\$ -
4124 Direct Observed Therapy	\$ -	\$ -
4125 Summer Food Service	\$ -	\$ -
4126 Other -	\$ -	\$ -
4127 Other -	\$ -	\$ -
4128 Other -	\$ -	\$ -
Total Federal Sources	\$ -	\$ -
Grand Total Intergovernmental Revenues	\$ -	\$ 11,801.37
5000 MISCELLANEOUS REVENUE:		
5111 Interest on Investments	\$ -	\$ 8,022.92
5112 Insurance Recoveries	\$ -	\$ -
5113 Insurance Reimbursements	\$ -	\$ -
5114 Copies	\$ -	\$ -
5115 Return Check Charges	\$ -	\$ -
5116 Utility Reimbursements	\$ -	\$ -
5117 Other Refunds and Reimbursements	\$ -	\$ -
5118 Resale Property Fund Distribution	\$ -	\$ -
5119 Sale of Property	\$ -	\$ -
5120 Sale of Equipment	\$ -	\$ -
5121 Vending Machine Commissions	\$ -	\$ -
5122 Other Concessions	\$ -	\$ -
5123 Public Records Fee	\$ -	\$ -
5124 Record Search Fee	\$ -	\$ -
5125 Car Seat Sales	\$ -	\$ -
5126 Health Fairs	\$ -	\$ -
5127 Salvage Sales	\$ -	\$ -
5128 Project Women	\$ -	\$ -
5129 Community Care - HMO	\$ -	\$ -
5130 Other -	\$ -	\$ -
5131 Other -	\$ -	\$ -
5132 Other -	\$ -	\$ -
Total Miscellaneous Revenue	\$ -	\$ 8,022.92
6000 NON-REVENUE RECEIPTS:		
6111 Contributions from Other Funds	\$ -	\$ -
Grand Total Health Fund	\$ -	\$ 19,868.53

HEALTH FUND ACCOUNTS COVERING THE PERIOD JULY 1, 2018. to JUNE 30, 2019
ESTIMATE OF NEEDS FOR 2019-2020

2018-2019 ACCOUNT OVER (UNDER)	BASIS AND LIMIT OF ENSUING ESTIMATE	2019-2020 ACCOUNT		
		CHARGEABLE INCOME	ESTIMATED BY GOVERNING BOARD	APPROVED BY EXCISE BOARD
\$ -	90.00%	\$ -	\$ -	\$ -
\$ -	90.00%	\$ -	\$ -	\$ -
\$ -	90.00%	\$ -	\$ -	\$ -
\$ -	90.00%	\$ -	\$ -	\$ -
\$ -	90.00%	\$ -	\$ -	\$ -
\$ -	90.00%	\$ -	\$ -	\$ -
\$ -	90.00%	\$ -	\$ -	\$ -
\$ -	90.00%	\$ -	\$ -	\$ -
\$ -	90.00%	\$ -	\$ -	\$ -
\$ -	90.00%	\$ -	\$ -	\$ -
\$ -	90.00%	\$ -	\$ -	\$ -
\$ -	90.00%	\$ -	\$ -	\$ -
\$ -	90.00%	\$ -	\$ -	\$ -
\$ -	90.00%	\$ -	\$ -	\$ -
\$ -	90.00%	\$ -	\$ -	\$ -
\$ -	90.00%	\$ -	\$ -	\$ -
\$ -	90.00%	\$ -	\$ -	\$ -
\$ -	90.00%	\$ -	\$ -	\$ -
\$ -	90.00%	\$ -	\$ -	\$ -
\$ -	90.00%	\$ -	\$ -	\$ -
\$ 11,845.61		\$ -	\$ -	\$ -
\$ 8,022.92	0.00%	\$ -	\$ -	\$ -
\$ -	90.00%	\$ -	\$ -	\$ -
\$ -	90.00%	\$ -	\$ -	\$ -
\$ -	90.00%	\$ -	\$ -	\$ -
\$ -	90.00%	\$ -	\$ -	\$ -
\$ -	90.00%	\$ -	\$ -	\$ -
\$ -	90.00%	\$ -	\$ -	\$ -
\$ -	90.00%	\$ -	\$ -	\$ -
\$ -	90.00%	\$ -	\$ -	\$ -
\$ -	90.00%	\$ -	\$ -	\$ -
\$ -	90.00%	\$ -	\$ -	\$ -
\$ -	90.00%	\$ -	\$ -	\$ -
\$ -	90.00%	\$ -	\$ -	\$ -
\$ -	90.00%	\$ -	\$ -	\$ -
\$ -	90.00%	\$ -	\$ -	\$ -
\$ -	90.00%	\$ -	\$ -	\$ -
\$ -	90.00%	\$ -	\$ -	\$ -
\$ -	90.00%	\$ -	\$ -	\$ -
\$ -	90.00%	\$ -	\$ -	\$ -
\$ -	90.00%	\$ -	\$ -	\$ -
\$ -	90.00%	\$ -	\$ -	\$ -
\$ -	90.00%	\$ -	\$ -	\$ -
\$ 8,022.92		\$ -	\$ -	\$ -
\$ -	90.00%	\$ -	\$ -	\$ -
\$ 19,868.53		\$ -	\$ -	\$ -

HEALTH FUND ACCOUNTS COVERING THE PERIOD JULY 1, 2018, to JUNE 30, 2019
ESTIMATE OF NEEDS FOR 2019-2020

EXHIBIT "E"

Schedule 5, Expenditures Health Fund Cash Accounts of Current and All Prior Years		2018-2019
CURRENT AND ALL PRIOR YEARS		
Cash Balance Reported to Excise Board 6-30-2018	\$	-
Cash Fund Balance Transferred Out	\$	-
Cash Fund Balance Transferred In	\$	535,052.24
Adjusted Cash Balance	\$	535,052.24
Ad Valorem Tax Apportioned To Year In Caption	\$	282,142.41
Miscellaneous Revenue (Schedule 4)	\$	19,868.53
Cash Fund Balance Forward From Preceding Year	\$	3,749.28
Prior Expenditures Recovered	\$	-
TOTAL RECEIPTS	\$	305,760.22
TOTAL RECEIPTS AND BALANCE	\$	840,812.46
Warrants of Year in Caption	\$	136,573.94
Interest Paid Thereon	\$	-
TOTAL DISBURSEMENTS	\$	136,573.94
CASH BALANCE JUNE 30, 2019	\$	704,238.52
Reserve for Warrants Outstanding	\$	51,320.95
Reserve for Interest on Warrants	\$	-
Reserves From Schedule 8	\$	31,301.30
TOTAL LIABILITES AND RESERVE	\$	82,622.25
DEFICIT: (Red Figure)	\$	-
CASH BALANCE FORWARD TO SUCCEEDING YEAR	\$	621,616.27

Schedule 6, Health Fund Warrant Account of Current and All Prior Years		TOTAL
CURRENT AND ALL PRIOR YEARS		
Warrants Outstanding 6-30-2018 of Year in Caption	\$	999.77
Warrants Registered During Year	\$	201,289.14
TOTAL	\$	202,288.91
Warrants Paid During Year	\$	150,967.96
Warrants Converted to Bonds or Judgements	\$	-
Warrants Cancelled	\$	-
Warrants Estopped by Statute	\$	-
TOTAL WARRANTS RETIRED	\$	150,967.96
BALANCE WARRANTS OUTSTANDING JUNE 30, 2019	\$	51,320.95

Schedule 7, 2018 Ad Valorem Tax Account			
2018 Net Valuation Certified To County Excise Board	\$	220,068,012.00	1.370 Mills
			Amount
Total Proceeds of Levy as Certified	\$	301,493.18	
Additions:	\$	-	
Deductions:	\$	-	
Gross Balance Tax	\$	301,493.18	
Less Reserve for Delinquent Tax	\$	27,408.47	
Reserve for Protest Pending	\$	-	
Balance Available Tax	\$	274,084.71	
Deduct 2018 Tax Apportioned	\$	282,142.41	
Net Balance 2018 Tax in Process of Collection or	\$	-	
Excess Collections	\$	8,057.70	

HEALTH FUND ACCOUNTS COVERING THE PERIOD JULY 1, 2018, to JUNE 30, 2019
ESTIMATE OF NEEDS FOR 2019-2020

Schedule 5, (Continued)						
2017-2018	2016-2017	2015-2016	2014-2015	2013-2014	2012-2013	TOTAL
\$ 549,464.43	\$ -	\$ -	\$ -	\$ -	\$ -	\$ 549,464.43
\$ 535,052.24	\$ -	\$ -	\$ -	\$ -	\$ -	\$ 535,052.24
\$ -	\$ -	\$ -	\$ -	\$ -	\$ -	\$ 535,052.24
\$ 14,412.19	\$ -	\$ -	\$ -	\$ -	\$ -	\$ 549,464.43
\$ 3,731.11	\$ -	\$ -	\$ -	\$ -	\$ -	\$ 285,873.52
\$ -	\$ -	\$ -	\$ -	\$ -	\$ -	\$ 19,868.53
\$ -	\$ -	\$ -	\$ -	\$ -	\$ -	\$ 3,749.28
\$ -	\$ -	\$ -	\$ -	\$ -	\$ -	\$ -
\$ 3,731.11	\$ -	\$ -	\$ -	\$ -	\$ -	\$ 309,491.33
\$ 18,143.30	\$ -	\$ -	\$ -	\$ -	\$ -	\$ 858,955.76
\$ 14,394.02	\$ -	\$ -	\$ -	\$ -	\$ -	\$ 150,967.96
\$ -	\$ -	\$ -	\$ -	\$ -	\$ -	\$ -
\$ 14,394.02	\$ -	\$ -	\$ -	\$ -	\$ -	\$ 150,967.96
\$ 3,749.28	\$ -	\$ -	\$ -	\$ -	\$ -	\$ 707,987.80
\$ -	\$ -	\$ -	\$ -	\$ -	\$ -	\$ 51,320.95
\$ -	\$ -	\$ -	\$ -	\$ -	\$ -	\$ -
\$ -	\$ -	\$ -	\$ -	\$ -	\$ -	\$ 31,301.30
\$ -	\$ -	\$ -	\$ -	\$ -	\$ -	\$ 82,622.25
\$ -	\$ -	\$ -	\$ -	\$ -	\$ -	\$ -
\$ 3,749.28	\$ -	\$ -	\$ -	\$ -	\$ -	\$ 625,365.55

Schedule 6, (Continued)						
2018-2019	2017-2018	2016-2017	2015-2016	2014-2015	2013-2014	2012-2013
\$ -	\$ 999.77	\$ -	\$ -	\$ -	\$ -	\$ -
\$ 187,894.89	\$ 13,394.25	\$ -	\$ -	\$ -	\$ -	\$ -
\$ 187,894.89	\$ 14,394.02	\$ -	\$ -	\$ -	\$ -	\$ -
\$ 136,573.94	\$ 14,394.02	\$ -	\$ -	\$ -	\$ -	\$ -
\$ -	\$ -	\$ -	\$ -	\$ -	\$ -	\$ -
\$ -	\$ -	\$ -	\$ -	\$ -	\$ -	\$ -
\$ -	\$ -	\$ -	\$ -	\$ -	\$ -	\$ -
\$ 136,573.94	\$ 14,394.02	\$ -	\$ -	\$ -	\$ -	\$ -
\$ 51,320.95	\$ -	\$ -	\$ -	\$ -	\$ -	\$ -

Schedule 9, Health Fund Investments						
INVESTED IN	Investments on Hand June 30, 2018	Since Purchased	LIQUIDATIONS		Barred by Court Order	Investments on Hand June 30, 2019
			By Collections of Cost	Amortized Premium		
	\$ -	\$ -	\$ -	\$ -	\$ -	\$ -
	\$ -	\$ -	\$ -	\$ -	\$ -	\$ -
	\$ -	\$ -	\$ -	\$ -	\$ -	\$ -
	\$ -	\$ -	\$ -	\$ -	\$ -	\$ -
	\$ -	\$ -	\$ -	\$ -	\$ -	\$ -
	\$ -	\$ -	\$ -	\$ -	\$ -	\$ -
	\$ -	\$ -	\$ -	\$ -	\$ -	\$ -
	\$ -	\$ -	\$ -	\$ -	\$ -	\$ -
	\$ -	\$ -	\$ -	\$ -	\$ -	\$ -
	\$ -	\$ -	\$ -	\$ -	\$ -	\$ -
	\$ -	\$ -	\$ -	\$ -	\$ -	\$ -
TOTAL INVESTMENTS	\$ -	\$ -	\$ -	\$ -	\$ -	\$ -

HEALTH FUND ACCOUNTS COVERING THE PERIOD JULY 1, 2018, to JUNE 30, 2019
ESTIMATE OF NEEDS FOR 2019-2020

EXHIBIT "E"

Schedule 8(a), Report Of Prior Year's Expenditures				
DEPARTMENTS OF GOVERNMENT APPROPRIATED ACCOUNTS	FISCAL YEAR ENDING JUNE 30, 2018			ORIGINAL
	RESERVES	WARRANTS	BALANCE	APPROPRIATIONS
	6-30-2018	SINCE ISSUED	LAPSED APPROPRIATIONS	
92 COUNTY HEALTH BUDGET ACCOUNT:				
92a Personal Services	\$ 11,592.57	\$ 11,592.57	\$ -	\$ 200,000.00
92b Part Time Help	\$ -	\$ -	\$ -	\$ -
92c Travel	\$ -	\$ -	\$ -	\$ 5,000.00
92d Maintenance and Operation	\$ 1,819.85	\$ 1,801.68	\$ 18.17	\$ 275,737.56
92e Capital Outlay	\$ -	\$ -	\$ -	\$ 250,000.00
92f Intergovernmental	\$ -	\$ -	\$ -	\$ -
92g Other -	\$ -	\$ -	\$ -	\$ -
92h Other - Undesignated Available Original Appropriation	\$ -	\$ -	\$ -	\$ 71,335.71
92j Other -	\$ -	\$ -	\$ -	\$ -
92 Total	\$ 13,412.42	\$ 13,394.25	\$ 18.17	\$ 802,073.27
93				
93a Personal Services	\$ -	\$ -	\$ -	\$ -
93b Part Time Help	\$ -	\$ -	\$ -	\$ -
93c Travel	\$ -	\$ -	\$ -	\$ -
93d Maintenance and Operation	\$ -	\$ -	\$ -	\$ -
93e Capital Outlay	\$ -	\$ -	\$ -	\$ -
93f Intergovernmental	\$ -	\$ -	\$ -	\$ -
93g Other -	\$ -	\$ -	\$ -	\$ -
93h Other -	\$ -	\$ -	\$ -	\$ -
93 Total	\$ -	\$ -	\$ -	\$ -
94				
94a Personal Services	\$ -	\$ -	\$ -	\$ -
94b Part Time Help	\$ -	\$ -	\$ -	\$ -
94c Travel	\$ -	\$ -	\$ -	\$ -
94d Maintenance and Operation	\$ -	\$ -	\$ -	\$ -
94e Capital Outlay	\$ -	\$ -	\$ -	\$ -
94f Intergovernmental	\$ -	\$ -	\$ -	\$ -
94g Other -	\$ -	\$ -	\$ -	\$ -
94h Other -	\$ -	\$ -	\$ -	\$ -
94 Total	\$ -	\$ -	\$ -	\$ -
98 OTHER USES:				
98a Other Deductions	\$ -	\$ -	\$ -	\$ -
98 Total	\$ -	\$ -	\$ -	\$ -
TOTAL GENERAL FUND ACCOUNT	\$ 13,412.42	\$ 13,394.25	\$ 18.17	\$ 802,073.27
SUBJECT TO WARRANT ISSUE:				
99 Provision for Interest on Warrants	\$ -	\$ -	\$ -	\$ -
GRAND TOTAL GENERAL FUND	\$ 13,412.42	\$ 13,394.25	\$ 18.17	\$ 802,073.27

Friday, August 16, 2019

ESTIMATE OF NEEDS FOR THE FISCAL YEAR
PURPOSE:
Current Expense
Pro rata share of County Assessor's Budget as determined by County Excise Board
GRAND TOTAL - Health Department Fund

HEALTH FUND ACCOUNTS COVERING THE PERIOD JULY 1, 2018, to JUNE 30, 2019
ESTIMATE OF NEEDS FOR 2019-2020

FISCAL YEAR ENDING JUNE 30, 2019						Governmental Budget Accounts	
SUPPLEMENTAL ADJUSTMENTS		NET AMOUNT OF APPROPRIATIONS	WARRANTS ISSUED	RESERVES	LAPSED BALANCE KNOWN TO BE UNENCUMBERED	NEEDS AS ESTIMATED BY GOVERNING BOARD	APPROVED BY COUNTY EXCISE BOARD
ADDED	CANCELLED						
\$ -	\$ -	\$ 200,000.00	\$ 119,734.32	\$ 25,000.00	\$ 55,265.68	\$ 211,000.00	\$ 211,000.00
\$ -	\$ -	\$ -	\$ -	\$ -	\$ -	\$ -	\$ -
\$ -	\$ -	\$ 5,000.00	\$ 1,606.31	\$ 500.00	\$ 2,893.69	\$ 4,000.00	\$ 4,000.00
\$ 44.24	\$ -	\$ 275,781.80	\$ 58,473.80	\$ 5,801.30	\$ 211,506.70	\$ 298,587.16	\$ 298,587.16
\$ -	\$ -	\$ 250,000.00	\$ 8,080.46	\$ -	\$ 241,919.54	\$ 380,759.45	\$ 380,759.45
\$ -	\$ -	\$ -	\$ -	\$ -	\$ -	\$ -	\$ -
\$ -	\$ -	\$ -	\$ -	\$ -	\$ -	\$ -	\$ -
\$ -	\$ -	\$ 71,335.71	\$ -	\$ -	\$ 71,335.71	\$ -	\$ -
\$ -	\$ -	\$ -	\$ -	\$ -	\$ -	\$ -	\$ -
\$ 44.24	\$ -	\$ 802,117.51	\$ 187,894.89	\$ 31,301.30	\$ 582,921.32	\$ 894,346.61	\$ 894,346.61
\$ -	\$ -	\$ -	\$ -	\$ -	\$ -	\$ -	\$ -
\$ -	\$ -	\$ -	\$ -	\$ -	\$ -	\$ -	\$ -
\$ -	\$ -	\$ -	\$ -	\$ -	\$ -	\$ -	\$ -
\$ -	\$ -	\$ -	\$ -	\$ -	\$ -	\$ -	\$ -
\$ -	\$ -	\$ -	\$ -	\$ -	\$ -	\$ -	\$ -
\$ -	\$ -	\$ -	\$ -	\$ -	\$ -	\$ -	\$ -
\$ -	\$ -	\$ -	\$ -	\$ -	\$ -	\$ -	\$ -
\$ -	\$ -	\$ -	\$ -	\$ -	\$ -	\$ -	\$ -
\$ -	\$ -	\$ -	\$ -	\$ -	\$ -	\$ -	\$ -
\$ -	\$ -	\$ -	\$ -	\$ -	\$ -	\$ -	\$ -
\$ -	\$ -	\$ -	\$ -	\$ -	\$ -	\$ -	\$ -
\$ -	\$ -	\$ -	\$ -	\$ -	\$ -	\$ -	\$ -
\$ -	\$ -	\$ -	\$ -	\$ -	\$ -	\$ -	\$ -
\$ 44.24	\$ -	\$ 802,117.51	\$ 187,894.89	\$ 31,301.30	\$ 582,921.32	\$ 894,346.61	\$ 894,346.61
\$ -	\$ -	\$ -	\$ -	\$ -	\$ -	\$ -	\$ -
\$ 44.24	\$ -	\$ 802,117.51	\$ 187,894.89	\$ 31,301.30	\$ 582,921.32	\$ 894,346.61	\$ 894,346.61

Friday, August 16, 2019

Estimate of Needs by Governing Board	Approved by County Excise Board
\$ 894,346.61	\$ 894,346.61
\$ -	\$ -
\$ 894,346.61	\$ 894,346.61

SPECIAL REVENUE FUND ACCOUNTS COVERING THE PERIOD JULY 1, 2018, to JUNE 30, 2019
ESTIMATE OF NEEDS FOR 2019-2020

EXHIBIT "I"

Special Revenue Fund Accounts:	CBRI - 105 Fund	Rural Fire Fund	Sheriff Community Service Fund
Schedule 1, Detail of Bond and Coupon Indebtedness as of June 30, 2019	2018-2019	2018-2019	2018-2019
CURRENT YEAR	Amount	Amount	Amount
ASSETS:			
Cash Balance June 30, 2019	\$ 506,038.25	\$ 143.15	\$ 250.00
Investments	\$ -	\$ -	\$ -
TOTAL ASSETS	\$ 506,038.25	\$ 143.15	\$ 250.00
LIABILITIES AND RESERVES:			
Warrants Outstanding	\$ -	\$ -	\$ -
Reserve for Interest on Warrants	\$ -	\$ -	\$ -
Reserves From Schedule 8	\$ -	\$ -	\$ -
TOTAL LIABILITIES AND RESERVES	\$ -	\$ -	\$ -
CASH FUND BALANCE JUNE 30, 2019	\$ 506,038.25	\$ 143.15	\$ 250.00
TOTAL LIABILITIES, RESERVES AND CASH FUND BALANCE	\$ 506,038.25	\$ 143.15	\$ 250.00

Schedule 5, Expenditures Special Revenue Fund Accounts of Current Year	2018-2019	2018-2019	2018-2019
CURRENT YEAR	Amount	Amount	Amount
Cash Balance Reported to Excise Board 6-30-2018	\$ 293,630.32	\$ 2.17	\$ 250.00
Cash Fund Balance Transferred Out	\$ -	\$ -	\$ -
Cash Fund Balance Transferred In	\$ -	\$ -	\$ -
Adjusted Cash Balance	\$ 293,630.32	\$ 2.17	\$ 250.00
Ad Valorem Tax Apportioned To Year In Caption	\$ -	\$ -	\$ -
Miscellaneous Revenue (Schedule 4)	\$ 462,965.43	\$ -	\$ -
Cash Fund Balance Forward From Preceding Year	\$ -	\$ -	\$ -
Prior Expenditures Recovered	\$ -	\$ 140.98	\$ -
TOTAL RECEIPTS	\$ 462,965.43	\$ 140.98	\$ -
TOTAL RECEIPTS AND BALANCE	\$ 756,595.75	\$ 143.15	\$ 250.00
Warrants of Year in Caption	\$ 250,557.50	\$ -	\$ -
Interest Paid Thereon - Cash Voucher Paid	\$ -	\$ -	\$ -
TOTAL DISBURSEMENTS	\$ 250,557.50	\$ -	\$ -
CASH BALANCE JUNE 30, 2019	\$ 506,038.25	\$ 143.15	\$ 250.00
Reserve for Warrants Outstanding	\$ -	\$ -	\$ -
Reserve for Interest on Warrants	\$ -	\$ -	\$ -
Reserves From Schedule 8	\$ -	\$ -	\$ -
TOTAL LIABILITIES AND RESERVE	\$ -	\$ -	\$ -
DEFICIT: (Red Figure)	\$ -	\$ -	\$ -
CASH FUND BALANCE FORWARD TO SUCCEEDING YEAR	\$ 506,038.25	\$ 143.15	\$ 250.00

Schedule 6, Special Revenue Fund Warrant Accounts of Current Year	2018-2019	2018-2019	2018-2019
CURRENT YEAR	Amount	Amount	Amount
Warrants Outstanding 6-30-2018 of Year in Caption	\$ -	\$ -	\$ -
Warrants Registered During Year	\$ 250,557.50	\$ -	\$ -
TOTAL	\$ 250,557.50	\$ -	\$ -
Warrants Paid During Year	\$ 250,557.50	\$ -	\$ -
Warrants Coverted to Bonds or Judgements	\$ -	\$ -	\$ -
Warrants Cancelled	\$ -	\$ -	\$ -
Warrants Estopped by Statute	\$ -	\$ -	\$ -
TOTAL WARRANTS RETIRED	\$ 250,557.50	\$ -	\$ -
BALANCE WARRANTS OUTSTANDING JUNE 30, 2019	\$ -	\$ -	\$ -

SPECIAL REVENUE FUND ACCOUNTS COVERING THE PERIOD JULY 1, 2018, to JUNE 30, 2019
ESTIMATE OF NEEDS FOR 2019-2020

EXHIBIT "I"

1

Resale Property Fund	Treasurers Mrtg Fund	Sheriff Revolv Fund	Sheriff Service Fund	Co Clerk Lien Fee Fund	Co Clerk Pres Fee Fund	Total
2018-2019	2018-2019	2018-2019	2018-2019	2018-2019	2018-2019	
Amount	Amount	Amount	Amount	Amount	Amount	
\$ 122,577.23	\$ 24,647.57	\$ 516,239.28	\$ 672,747.62	\$ 342,241.46	\$ 85,242.44	\$ 2,270,127.00
\$ -	\$ -	\$ -	\$ -	\$ -	\$ -	\$ -
\$ 122,577.23	\$ 24,647.57	\$ 516,239.28	\$ 672,747.62	\$ 342,241.46	\$ 85,242.44	\$ 2,270,127.00
\$ 1,035.89	\$ -	\$ -	\$ 1,862.10	\$ 1,147.25	\$ -	\$ 4,045.24
\$ -	\$ -	\$ -	\$ -	\$ -	\$ -	\$ -
\$ 350.00	\$ -	\$ -	\$ 4.99	\$ 755.00	\$ -	\$ 1,109.99
\$ 1,385.89	\$ -	\$ -	\$ 1,867.09	\$ 1,902.25	\$ -	\$ 5,155.23
\$ 121,191.34	\$ 24,647.57	\$ 516,239.28	\$ 670,880.53	\$ 340,339.21	\$ 85,242.44	\$ 2,264,971.77
\$ 122,577.23	\$ 24,647.57	\$ 516,239.28	\$ 672,747.62	\$ 342,241.46	\$ 85,242.44	\$ 2,270,127.00

2018-2019	2018-2019	2018-2019	2018-2019	2018-2019	2018-2019	TOTAL
Amount	Amount	Amount	Amount	Amount	Amount	
\$ 121,883.60	\$ 23,492.57	\$ 494,149.42	\$ 558,763.92	\$ 306,473.64	\$ 86,221.78	\$ 1,884,867.42
\$ -	\$ -	\$ -	\$ -	\$ -	\$ (5.00)	\$ (5.00)
\$ -	\$ -	\$ -	\$ -	\$ -	\$ -	\$ -
\$ 121,883.60	\$ 23,492.57	\$ 494,149.42	\$ 558,763.92	\$ 306,473.64	\$ 86,216.78	\$ 1,884,862.42
\$ -	\$ -	\$ -	\$ -	\$ -	\$ -	\$ -
\$ 47,860.74	\$ 1,155.00	\$ 24,867.16	\$ 163,013.87	\$ 18,976.15	\$ 14,124.25	\$ 732,962.60
\$ -	\$ -	\$ -	\$ -	\$ -	\$ -	\$ -
\$ 4.80	\$ -	\$ -	\$ -	\$ 19,010.00	\$ -	\$ 19,155.78
\$ 47,865.54	\$ 1,155.00	\$ 24,867.16	\$ 163,013.87	\$ 37,986.15	\$ 14,124.25	\$ 752,118.38
\$ 169,749.14	\$ 24,647.57	\$ 519,016.58	\$ 721,777.79	\$ 344,459.79	\$ 100,341.03	\$ 2,636,980.80
\$ 47,171.91	\$ -	\$ 2,777.30	\$ 49,030.17	\$ 2,218.33	\$ 15,098.59	\$ 366,853.80
\$ -	\$ -	\$ -	\$ -	\$ -	\$ -	\$ -
\$ 47,171.91	\$ -	\$ 2,777.30	\$ 49,030.17	\$ 2,218.33	\$ 15,098.59	\$ 366,853.80
\$ 122,577.23	\$ 24,647.57	\$ 516,239.28	\$ 672,747.62	\$ 342,241.46	\$ 85,242.44	\$ 2,270,127.00
\$ 1,035.89	\$ -	\$ -	\$ 1,862.10	\$ 1,147.25	\$ -	\$ 4,045.24
\$ -	\$ -	\$ -	\$ -	\$ -	\$ -	\$ -
\$ 350.00	\$ -	\$ -	\$ 4.99	\$ 755.00	\$ -	\$ 1,109.99
\$ 1,385.89	\$ -	\$ -	\$ 1,867.09	\$ 1,902.25	\$ -	\$ 5,155.23
\$ -	\$ -	\$ -	\$ -	\$ -	\$ -	\$ -
\$ 121,191.34	\$ 24,647.57	\$ 516,239.28	\$ 670,880.53	\$ 340,339.21	\$ 85,242.44	\$ 2,264,971.77

2018-2019	2018-2019	2018-2019	2018-2019	2018-2019	2018-2019	TOTAL
Amount	Amount	Amount	Amount	Amount	Amount	
\$ -	\$ -	\$ -	\$ -	\$ -	\$ -	\$ -
\$ 48,207.80	\$ -	\$ 2,777.30	\$ 50,892.27	\$ 29,823.55	\$ 15,098.59	\$ 397,357.01
\$ 48,207.80	\$ -	\$ 2,777.30	\$ 50,892.27	\$ 29,823.55	\$ 15,098.59	\$ 397,357.01
\$ 47,171.91	\$ -	\$ 2,777.30	\$ 49,030.17	\$ 23,887.90	\$ 15,098.59	\$ 388,523.37
\$ -	\$ -	\$ -	\$ -	\$ -	\$ -	\$ -
\$ -	\$ -	\$ -	\$ -	\$ -	\$ -	\$ -
\$ -	\$ -	\$ -	\$ -	\$ -	\$ -	\$ -
\$ 47,171.91	\$ -	\$ 2,777.30	\$ 49,030.17	\$ 23,887.90	\$ 15,098.59	\$ 388,523.37
\$ 1,035.89	\$ -	\$ -	\$ 1,862.10	\$ 5,935.65	\$ -	\$ 8,833.64

SPECIAL REVENUE FUND ACCOUNTS COVERING THE PERIOD JULY 1, 2018, to JUNE 30, 2019
ESTIMATE OF NEEDS FOR 2019-2020

Page 1

EXHIBIT "I"

Special Revenue Fund Accounts:	Fair Board T & R Fund	Assessors Fee Fund	Litter Reward Fund
Schedule I, Detail of Bond and Coupon Indebtedness as of June 30, 2019	2018-2019	2018-2019	2018-2019
CURRENT YEAR	Amount	Amount	Amount
ASSETS:			
Cash Balance June 30, 2019	\$ 222,197.00	\$ 47,703.22	\$ 287.06
Investments	\$ -	\$ -	\$ -
TOTAL ASSETS	\$ 222,197.00	\$ 47,703.22	\$ 287.06
LIABILITIES AND RESERVES:			
Warrants Outstanding	\$ 915.75	\$ -	\$ -
Reserve for Interest on Warrants	\$ -	\$ -	\$ -
Reserves From Schedule 8	\$ 5,657.33	\$ -	\$ -
TOTAL LIABILITIES AND RESERVES	\$ 6,573.08	\$ -	\$ -
CASH FUND BALANCE JUNE 30, 2019	\$ 215,623.92	\$ 47,703.22	\$ 287.06
TOTAL LIABILITIES, RESERVES AND CASH FUND BALANCE	\$ 222,197.00	\$ 47,703.22	\$ 287.06

Schedule 5, Expenditures Special Revenue Fund Accounts of Current Year	2018-2019	2018-2019	2018-2019
CURRENT YEAR	Amount	Amount	Amount
Cash Balance Reported to Excise Board 6-30-2018	\$ 234,601.16	\$ 44,936.77	\$ 287.06
Cash Fund Balance Transferred Out	\$ -	\$ -	\$ -
Cash Fund Balance Transferred In	\$ -	\$ -	\$ -
Adjusted Cash Balance	\$ 234,601.16	\$ 44,936.77	\$ 287.06
Ad Valorem Tax Apportioned To Year In Caption	\$ -	\$ -	\$ -
Miscellaneous Revenue (Schedule 4)	\$ -	\$ 4,705.45	\$ -
Cash Fund Balance Forward From Preceding Year	\$ -	\$ -	\$ -
Prior Expenditures Recovered	\$ -	\$ -	\$ -
TOTAL RECEIPTS	\$ -	\$ 4,705.45	\$ -
TOTAL RECEIPTS AND BALANCE	\$ 234,601.16	\$ 49,642.22	\$ 287.06
Warrants of Year in Caption	\$ 12,404.16	\$ 1,939.00	\$ -
Interest Paid Thereon	\$ -	\$ -	\$ -
TOTAL DISBURSEMENTS	\$ 12,404.16	\$ 1,939.00	\$ -
CASH BALANCE JUNE 30, 2019	\$ 222,197.00	\$ 47,703.22	\$ 287.06
Reserve for Warrants Outstanding	\$ 915.75	\$ -	\$ -
Reserve for Interest on Warrants	\$ -	\$ -	\$ -
Reserves From Schedule 8	\$ 5,657.33	\$ -	\$ -
TOTAL LIABILITIES AND RESERVE	\$ 6,573.08	\$ -	\$ -
DEFICIT: (Red Figure)	\$ -	\$ -	\$ -
CASH FUND BALANCE FORWARD TO SUCCEEDING YEAR	\$ 215,623.92	\$ 47,703.22	\$ 287.06

Schedule 6, Special Revenue Fund Warrant Accounts of Current Year	2018-2019	2018-2019	2018-2019
CURRENT YEAR	Amount	Amount	Amount
Warrants Outstanding 6-30-2018 of Year in Caption	\$ -	\$ -	\$ -
Warrants Registered During Year	\$ 13,319.91	\$ 1,939.00	\$ -
TOTAL	\$ 13,319.91	\$ 1,939.00	\$ -
Warrants Paid During Year	\$ 12,404.16	\$ 1,939.00	\$ -
Warrants Covered to Bonds or Judgements	\$ -	\$ -	\$ -
Warrants Cancelled	\$ -	\$ -	\$ -
Warrants Estopped by Statute	\$ -	\$ -	\$ -
TOTAL WARRANTS RETIRED	\$ 12,404.16	\$ 1,939.00	\$ -
BALANCE WARRANTS OUTSTANDING JUNE 30, 2019	\$ 915.75	\$ -	\$ -

SPECIAL REVENUE FUND ACCOUNTS COVERING THE PERIOD JULY 1, 2018, to JUNE 30, 2019
ESTIMATE OF NEEDS FOR 2019-2020

EXHIBIT "I"

E-911 Fund	TIF Fund	LEPC Fund	Court Clerk Salary Fund	Emergency Mgmt Fund	Sheriff Commissary Fund	Total
2018-2019	2018-2019	2018-2019	2018-2019	2018-2019	2018-2019	
Amount	Amount	Amount	Amount	Amount	Amount	
\$ 134,765.92	\$ -	\$ 1,643.30	\$ 12,605.73	\$ 40,171.45	\$ 2,706.06	\$ 462,079.74
\$ -	\$ -	\$ -	\$ -	\$ -	\$ -	\$ -
\$ 134,765.92	\$ -	\$ 1,643.30	\$ 12,605.73	\$ 40,171.45	\$ 2,706.06	\$ 462,079.74
\$ 9,049.09	\$ -	\$ 57.94	\$ 633.34	\$ -	\$ -	\$ 10,656.12
\$ -	\$ -	\$ -	\$ -	\$ -	\$ -	\$ -
\$ 216.00	\$ -	\$ -	\$ -	\$ 650.00	\$ -	\$ 6,523.33
\$ 9,265.09	\$ -	\$ 57.94	\$ 633.34	\$ 650.00	\$ -	\$ 17,179.45
\$ 125,500.83	\$ -	\$ 1,585.36	\$ 11,972.39	\$ 39,521.45	\$ 2,706.06	\$ 444,900.29
\$ 134,765.92	\$ -	\$ 1,643.30	\$ 12,605.73	\$ 40,171.45	\$ 2,706.06	\$ 462,079.74

2018-2019	2018-2019	2018-2019	2018-2019	2018-2019	2018-2019	TOTAL
Amount	Amount	Amount	Amount	Amount	Amount	
\$ 81,484.36	\$ 0.01	\$ 1,333.03	\$ 10,930.61	\$ 33,753.72	\$ 1,746.76	\$ 409,073.48
\$ -	\$ -	\$ -	\$ -	\$ -	\$ -	\$ -
\$ -	\$ -	\$ -	\$ -	\$ -	\$ -	\$ -
\$ 81,484.36	\$ 0.01	\$ 1,333.03	\$ 10,930.61	\$ 33,753.72	\$ 1,746.76	\$ 409,073.48
\$ -	\$ -	\$ -	\$ -	\$ -	\$ -	\$ -
\$ 311,129.14	\$ 107,340.00	\$ 1,000.00	\$ 37,656.39	\$ 13,065.72	\$ 959.30	\$ 475,856.00
\$ -	\$ -	\$ -	\$ -	\$ -	\$ -	\$ -
\$ 86.81	\$ -	\$ -	\$ -	\$ 1,061.55	\$ -	\$ 1,148.36
\$ 311,215.95	\$ 107,340.00	\$ 1,000.00	\$ 37,656.39	\$ 14,127.27	\$ 959.30	\$ 477,004.36
\$ 392,700.31	\$ 107,340.01	\$ 2,333.03	\$ 48,587.00	\$ 47,880.99	\$ 2,706.06	\$ 886,077.84
\$ 257,934.39	\$ 107,340.01	\$ 689.73	\$ 35,981.27	\$ 7,709.54	\$ -	\$ 423,998.10
\$ -	\$ -	\$ -	\$ -	\$ -	\$ -	\$ -
\$ 257,934.39	\$ 107,340.01	\$ 689.73	\$ 35,981.27	\$ 7,709.54	\$ -	\$ 423,998.10
\$ 134,765.92	\$ -	\$ 1,643.30	\$ 12,605.73	\$ 40,171.45	\$ 2,706.06	\$ 462,079.74
\$ 9,049.09	\$ -	\$ 57.94	\$ 633.34	\$ -	\$ -	\$ 10,656.12
\$ -	\$ -	\$ -	\$ -	\$ -	\$ -	\$ -
\$ 216.00	\$ -	\$ -	\$ -	\$ 650.00	\$ -	\$ 6,523.33
\$ 9,265.09	\$ -	\$ 57.94	\$ 633.34	\$ 650.00	\$ -	\$ 17,179.45
\$ -	\$ -	\$ -	\$ -	\$ -	\$ -	\$ -
\$ 125,500.83	\$ -	\$ 1,585.36	\$ 11,972.39	\$ 39,521.45	\$ 2,706.06	\$ 444,900.29

2018-2019	2018-2019	2018-2019	2018-2019	2018-2019	2018-2019	TOTAL
Amount	Amount	Amount	Amount	Amount	Amount	
\$ -	\$ -	\$ -	\$ -	\$ -	\$ -	\$ -
\$ 266,983.48	\$ 107,340.01	\$ 747.67	\$ 36,614.61	\$ 7,709.54	\$ -	\$ 434,654.22
\$ 266,983.48	\$ 107,340.01	\$ 747.67	\$ 36,614.61	\$ 7,709.54	\$ -	\$ 434,654.22
\$ 257,934.39	\$ 107,340.01	\$ 689.73	\$ 35,981.27	\$ 7,709.54	\$ -	\$ 423,998.10
\$ -	\$ -	\$ -	\$ -	\$ -	\$ -	\$ -
\$ -	\$ -	\$ -	\$ -	\$ -	\$ -	\$ -
\$ -	\$ -	\$ -	\$ -	\$ -	\$ -	\$ -
\$ 257,934.39	\$ 107,340.01	\$ 689.73	\$ 35,981.27	\$ 7,709.54	\$ -	\$ 423,998.10
\$ 9,049.09	\$ -	\$ 57.94	\$ 633.34	\$ -	\$ -	\$ 10,656.12

EXPENDABLE TRUST FUND ACCOUNTS COVERING THE PERIOD JULY 1, 2018, to JUNE 30, 2019
ESTIMATE OF NEEDS FOR 2019-2020

EXHIBIT "M"

Expendable Trust Fund Accounts:	Law Library Fund	Fund	Fund
Schedule 1, Current Balance Sheet - June 30, 2019	2018-2019	2018-2019	2018-2019
CURRENT YEAR	Amount	Amount	Amount
ASSETS:			
Cash Balance June 30, 2019	\$ 1,028.58	\$ -	\$ -
Investments	\$ -	\$ -	\$ -
TOTAL ASSETS	\$ 1,028.58	\$ -	\$ -
LIABILITIES AND RESERVES:			
Warrants Outstanding	\$ -	\$ -	\$ -
Reserve for Interest on Warrants	\$ -	\$ -	\$ -
Reserves From Schedule 8	\$ -	\$ -	\$ -
TOTAL LIABILITIES AND RESERVES	\$ -	\$ -	\$ -
CASH FUND BALANCE JUNE 30, 2019	\$ 1,028.58	\$ -	\$ -
TOTAL LIABILITIES, RESERVES AND CASH FUND BALAN	\$ 1,028.58	\$ -	\$ -

Schedule 5, Expenditures Expendable Trust Fund Accounts of Current Y	2018-2019	2018-2019	2018-2019
CURRENT YEAR	Amount	Amount	Amount
Cash Balance Reported to Excise Board 6-30-2018	\$ 934.93	\$ -	\$ -
Cash Fund Balance Transferred Out - To Highway	\$ -	\$ -	\$ -
Cash Fund Balance Transferred In	\$ -	\$ -	\$ -
Adjusted Cash Balance	\$ 934.93	\$ -	\$ -
Miscellaneous Revenue (Schedule 4)	\$ 10,447.76	\$ -	\$ -
Cash Fund Balance Forward From Preceding Year	\$ -	\$ -	\$ -
Prior Expenditures Recovered	\$ -	\$ -	\$ -
TOTAL RECEIPTS	\$ 10,447.76	\$ -	\$ -
TOTAL RECEIPTS AND BALANCE	\$ 11,382.69	\$ -	\$ -
Warrants of Year in Caption	\$ 10,354.11	\$ -	\$ -
Interest Paid Thereon	\$ -	\$ -	\$ -
TOTAL DISBURSEMENTS	\$ 10,354.11	\$ -	\$ -
CASH BALANCE JUNE 30, 2019	\$ 1,028.58	\$ -	\$ -
Reserve for Warrants Outstanding	\$ -	\$ -	\$ -
Reserve for Interest on Warrants	\$ -	\$ -	\$ -
Reserves From Schedule 8	\$ -	\$ -	\$ -
TOTAL LIABILITIES AND RESERVE	\$ -	\$ -	\$ -
DEFICIT: (Red Figure)	\$ -	\$ -	\$ -
CASH FUND BALANCE FORWARD TO SUCCEEDING YEAR	\$ 1,028.58	\$ -	\$ -

Schedule 6, Expendable Trust Fund Warrant Accounts of Current Year	2018-2019	2018-2019	2018-2019
CURRENT YEAR	Amount	Amount	Amount
Warrants Outstanding 6-30-2018 of Year in Caption	\$ -	\$ -	\$ -
Warrants Registered During Year	\$ 10,354.11	\$ -	\$ -
TOTAL	\$ 10,354.11	\$ -	\$ -
Warrants Paid During Year	\$ 10,354.11	\$ -	\$ -
Warrants Coverted to Bonds or Judgements	\$ -	\$ -	\$ -
Warrants Cancelled	\$ -	\$ -	\$ -
Warrants Estopped by Statute	\$ -	\$ -	\$ -
TOTAL WARRANTS RETIRED	\$ 10,354.11	\$ -	\$ -
BALANCE WARRANTS OUTSTANDING JUNE 30, 2019	\$ -	\$ -	\$ -

NONEXPENDABLE TRUST FUND ACCOUNTS COVERING THE PERIOD JULY 1, 2018, to JUNE 30, 2019
ESTIMATE OF NEEDS FOR 2019-2020

EXHIBIT "N"

Expendable Trust Fund Accounts:	ETR Fund	Fund	Fund
Schedule 1, Current Balance Sheet - June 30, 2019	2018-2019	2018-2019	2018-2019
CURRENT YEAR	Amount	Amount	Amount
ASSETS:			
Cash Balance June 30, 2019	\$ 492,941.00	\$ -	\$ -
Investments	\$ -	\$ -	\$ -
TOTAL ASSETS	\$ 492,941.00	\$ -	\$ -
LIABILITIES AND RESERVES:			
Warrants Outstanding	\$ -	\$ -	\$ -
Reserve for Interest on Warrants	\$ -	\$ -	\$ -
Reserves From Schedule 8	\$ -	\$ -	\$ -
TOTAL LIABILITIES AND RESERVES	\$ -	\$ -	\$ -
CASH FUND BALANCE JUNE 30, 2019	\$ 492,941.00	\$ -	\$ -
TOTAL LIABILITIES, RESERVES AND CASH FUND BALANCE	\$ 492,941.00	\$ -	\$ -

Schedule 5, Expenditures Nonexpendable Trust Fund Accounts of Current Year	2018-2019	2018-2019	2018-2019
CURRENT YEAR	Amount	Amount	Amount
Cash Balance Reported to Excise Board 6-30-2018	\$ 150,000.00	\$ -	\$ -
Cash Fund Balance Transferred Out	\$ -	\$ -	\$ -
Cash Fund Balance Transferred In	\$ -	\$ -	\$ -
Adjusted Cash Balance	\$ 150,000.00	\$ -	\$ -
Miscellaneous Revenue (Schedule 4)	\$ 492,941.00	\$ -	\$ -
Cash Fund Balance Forward From Preceding Year	\$ -	\$ -	\$ -
Prior Expenditures Recovered	\$ -	\$ -	\$ -
TOTAL RECEIPTS	\$ 492,941.00	\$ -	\$ -
TOTAL RECEIPTS AND BALANCE	\$ 642,941.00	\$ -	\$ -
Warrants of Year in Caption	\$ 150,000.00	\$ -	\$ -
Interest Paid Thereon	\$ -	\$ -	\$ -
TOTAL DISBURSEMENTS	\$ 150,000.00	\$ -	\$ -
CASH BALANCE JUNE 30, 2019	\$ 492,941.00	\$ -	\$ -
Reserve for Warrants Outstanding	\$ -	\$ -	\$ -
Reserve for Interest on Warrants	\$ -	\$ -	\$ -
Reserves From Schedule 8	\$ -	\$ -	\$ -
TOTAL LIABILITIES AND RESERVE	\$ -	\$ -	\$ -
DEFICIT: (Red Figure)	\$ -	\$ -	\$ -
CASH FUND BALANCE FORWARD TO SUCCEEDING YEAR	\$ 492,941.00	\$ -	\$ -

Schedule 6, Nonexpendable Trust Fund Warrant Accounts of Current Year	2018-2019	2018-2019	2018-2019
CURRENT YEAR	Amount	Amount	Amount
Warrants Outstanding 6-30-2018 of Year in Caption	\$ -	\$ -	\$ -
Warrants Registered During Year	\$ 150,000.00	\$ -	\$ -
TOTAL	\$ 150,000.00	\$ -	\$ -
Warrants Paid During Year	\$ 150,000.00	\$ -	\$ -
Warrants Converted to Bonds or Judgements	\$ -	\$ -	\$ -
Warrants Cancelled	\$ -	\$ -	\$ -
Warrants Estopped by Statute	\$ -	\$ -	\$ -
TOTAL WARRANTS RETIRED	\$ 150,000.00	\$ -	\$ -
BALANCE WARRANTS OUTSTANDING JUNE 30, 2019	\$ -	\$ -	\$ -

Exhibit "Y"

CERTIFICATE OF EXCISE BOARD
ESTIMATE OF NEEDS FOR 2019-2020

STATE OF OKLAHOMA, COUNTY OF WOODS

We, the members of the Excise Board of said County and State, do hereby certify that we have examined the foregoing estimates of proposed current expenses for the ensuing fiscal year as filed with the Board of County Commissioners, and those directly under, or in contractual relationship with, the Board of County Commissioners; we have ascertained from the Financial Statements submitted therewith the amount of Surplus Balances of Cash on Hand; we have considered the uncollected ad valorem taxes of the previous year or years; and we have ascertained that the probable Income estimated to be collected from all sources other than ad valorem taxation may reasonably be expected as a revenue for the ensuing fiscal year, and that the same does not exceed 90% of the actual collection from such sources for the previous fiscal year.

In so doing, we have diligently performed the duties imposed upon the Excise Board by 68 O.S. 1991 Section 3007, (1) ascertaining that the financial statements, as to statistics therein contained reflect the true fiscal condition at the close of the fiscal year, or caused the same to be corrected so to show; (2) struck from the estimate of needs so submitted any items not authorized by law and reduced to the sum authorized by law any items restricted by statute as to the amount lawfully expendable therefore; (3) supplemented such estimate, after proper publication, by an estimate of needs prepared by this Excise Board to make provision for mandatory governmental functions where the estimate submitted wholly failed or was deemed inadequate to fulfill the mandate of the Constitutions or of the Legislature; (4) computed the total means available to each fund in the manner provided; and (5) then and only thereafter. -

Accordingly, we have and do hereby appropriate the Surplus Balances of Cash on Hand, and the Revenues and Levies hereinafter set forth for each Fund to the several and specific purposes named in such estimates, by each, to the intent and purpose that CONSTITUTIONAL GOVERNMENTAL FUNCTIONS shall be first assured and provided for, and subsequently to provide for Legislative Governmental Functions insofar as to the available Surpluses, Revenues and Levies will permit; and we have provided also that the Levies are in excess of the amount appropriated to needs after deducting the surplus cash balance on hand, and Estimated Revenues other than tax, by the percentage and amount or reserve for delinquent tax as hereinafter set forth, which we have determined in the manner provided by law.

We further certify that we have examined the within statements of account and estimated needs or requirements of the Governing Board of Woods County, in relation to the Sinking Fund or Funds thereof, and after finding the same correct or having caused the same to be corrected pursuant to 68 O. S. 1991 Section 3009, have approved the requirements therefor to fulfill the conditions of Section 26 and 28 of Article 10, Oklahoma Constitution, and have made and certified a tax levy therefor to the extent of the excess of said total requirements over the total of items 2, 3, 6, and 12 of Exhibit "Y" (Page 2) and any other legal deduction, including a reserve of 10% for delinquent taxes.

CERTIFICATE OF EXCISE BOARD
ESTIMATE OF NEEDS FOR 2019-2020

EXHIBIT "Y" County Excise Board's Appropriation of Income and Revenue	General Fund	Building Fund	Co-op Fund	Industrial Bonds	Sinking Fund (Exc. Homesteads)
Appropriation Approved & Provision Made	\$ 13,749,789.44	\$ -	\$ -	\$ -	\$ -
Appropriation of Revenues	\$ -	\$ -	\$ -	\$ -	\$ -
Excess of Assets Over Liabilities	\$ 11,647,576.07	\$ -	\$ -	\$ -	\$ -
Unclaimed Protest Tax Refunds	\$ -	\$ -	\$ -	\$ -	\$ -
Miscellaneous Estimated Revenues	\$ -	\$ -	\$ -	\$ -	\$ -
Est. Value of Surplus Tax in Process	\$ -	\$ -	\$ -	\$ -	\$ -
Sinking Fund Contributions	\$ -	\$ -	\$ -	\$ -	\$ -
Surplus Building Fund Cash	\$ -	\$ -	\$ -	\$ -	\$ -
Total Other Than 2018 Tax	\$ 11,647,576.07	\$ -	\$ -	\$ -	\$ -
Balance Required	\$ 2,102,213.37	\$ -	\$ -	\$ -	\$ -
Add 10% for Delinquency	\$ 210,221.34	\$ -	\$ -	\$ -	\$ -
Total Required for 2018 Tax	\$ 2,312,434.71	\$ -	\$ -	\$ -	\$ -
Rate of Levy Required and Certified (in Mills)	10.56	0.00	0.00	0.00	0.00

We further certify that the net assessed valuation of the Property, subject to ad valorem taxes, after the amount of all Homestead Exemptions have deducted in the said County as finally equalized and certified by the State Board of Equalization for the current year 2019-2020 is as follows:

VALUATION AND LEVIES EXCLUDING HOMESTEADS				
County	Real	Personal	Public Service	Total
Total Valuation,	\$ 61,582,370.00	\$ 119,645,241.00	\$ 37,752,949.00	\$ 218,980,560.00

and that the assessed valuations herein certified have been used in computing the rates of mill levies and the proceeds thereof appropriated as aforesaid; and that having ascertained as aforesaid, the aggregate amount to be raised by ad valorem taxation, we thereupon made the levies therefor as provided by law as follows:

General Fund 10.56 Mills; Building Fund 0.00 Mills; Sinking Fund 0.00 Mills; Sub-Total 10.56 Mills;


Free Fair Budget Account (Levy Per Applicable Statute)	0.00 Mills;
Free Fair Improvement Budget Account (Net Proceeds of 1.00 Mill)	0.00 Mills;
Free Fair Additional Improvement Budget Account (Net Proceeds of 1.00 Mill)	0.00 Mills;
Library Budget Account (Net Proceeds of 1/2 of 1.00 Mill)	0.00 Mills;
Cooperative County/City-County Library Budget Account (1.00 to 4.00 Mills)	0.00 Mills;
County Cemetery (Prior To Aug. 15, 1933) Budget Account (Net Proceeds of 1/5 of 1.00 Mill)	0.00 Mills;
Public Buildings Budget Account (Not To Exceed 5.00 Mills)	0.00 Mills;
County Health Fund (Not To Exceed 2.50 Mills)	1.37 Mills;
Emergency Medical Service (Not To Exceed 3.00 Mills)	0.00 Mills;
Total County Levies	11.93 Mills;
County Wide Levy For Schools (4.00 Mills)	4.22 Mills;
Total County Wide Levy	16.15 Mills;

and we do hereby order the above levies to be certified forthwith by the Secretary of this Board to the County Assessor of said County, in order that Assessor may immediately extend said levies upon the Tax Rolls for the year 2020 without regard to any protest that may be filed against any levies, as required by 68 O. S. 1991, Section 2869

Dated at Alva, Oklahoma, this 18 day of September, 2019


Excise Board Member


Excise Board Chairman


Excise Board Member


Excise Board Secretary



WOODS COUNTY, 76
STATISTICAL DATA
FISCAL YEAR 2019-2020

	<u>TIF INCREMENT NOT INCLUDED</u>	<u>TIF INCREMENT VALUATION</u>
Total Valuation		
Total Gross Valuation Real Property	\$ 63,560,823.00	\$ 311,568.00
Total Homestead Exemption	\$ 1,978,453.00	\$ 0.00
Total Real Property	\$ 61,582,370.00	\$ 311,568.00
Total Personal Property	\$ 119,645,241.00	\$ 570,307.00
Total Public Service Property	\$ 37,752,949.00	\$ 317,186.00
Total Valuation of Property	\$ 218,980,560.00	\$ 1,199,061.00

COUNTY ASSESSOR'S BUDGET FOR REVALUATION CONT.

REVALUATION CHARGES FOR FY____ 2019-2020

Based on 2018-2019

for the recipient governmental units, schools,
and other units listed below.

Description	Woods County 2018-2019 Collections	tax	Decimal Fraction to Total	Revaluation Charge FY
SCHOOLS				
Independent School Districts				
1				
2 Dist. # 1	5,575,624.56		0.345	62,104.81
3				
4 Dist. # 3	4,437,884.38		0.2746	49,431.83
5				
6 Dist. # 6	678,304.95		0.042	7,560.59
7				
8				
Dependent School Districts				
1				
2 NONE				
3				
Vo-Tech School Districts				
1				
2 Vo-Tech # 10	2,827,602.24		0.175	31,502.44
Joint School Districts				
1				
2 # 4 - Major	170,645.42		0.0106	1,908.15
3				
4 #46 - Alfalfa	14,332.86		0.0009	162.01
5				
TOTAL ALL SCHOOL DISTRICTS				
CITIES AND TOWNS				
1				
2 NONE				
3				
TOTAL ALL CITIES AND TOWNS				
Woods County General	2,174,761.81		0.1344	24,193.87
Woods County Health Dept	282,142.41		0.0175	3,150.24
Woods County Library Unit				
TOTAL ALL COUNTY UNITS				
GRAND TOTAL	\$ 16,161,298.63		1	\$ 180,013.94
Carryover				\$32,140.06
Due and payable by December 31 of the current fiscal year.				\$212,154.00

COUNTY ASSESSOR'S BUDGET FOR PROPERTY REVALUATION

To the County Excise Board of Woods County

In order to comply with the mandatory requirements of statute pertaining to Revaluation of Property, you are/requested to consider and approve the following:

REVALUATION BUDGET

	Amount Requested	Amount Approved by Excise Board
Assistants or Deputies	114,404.00	\$ 114,404
Oil & Gas Maint	55,000	\$ 55,000
Travel	9,500.00	\$ 9,500
Maintenance Supplies (inc. legal fees)	30,000.00	\$ 30,000
<u>Capital Outlay</u>	3,250.00	\$ 3,250
Total Budget*	212,154	212,154

Respectfully submitted this 18 day of September 2019

[Signature]
County Assessor

*See pro-ration of total budget per benefitting recipient as shown on the reverse side.

Approved in the total amount of \$ 212,154 to be prorated and included in the several budgets for 20 19-20 as provided by OS 68 Sections 2481.2 & 2481.4.

Dated at Alva, Oklahoma, the 18 day of September 20

Attest



[Signature: Shelley Reed]
County Clerk & Secretary

[Signature] Chairman
[Signature] Member
[Signature] Member

Note- Total amount of Revaluation Budget to be appropriated for in the county budget and will be included in the publication of the Progress Report to the Legislature on Property Revaluation, submitted in compliance with 68 OS Section 2481.11 by the Oklahoma Tax Commission.

S. A. & I. No. 2633 (2009)
 Current fiscal year
 Date Certified
 Taxable Year
 Valuation

2019-2020
 October 1, 2019
 2019

Woods COUNTY TAX LEVIES
 2019-2020

FILED
 OCT 01 2019
 State Auditor & Inspector

UNIT OF TAXATION	SCHOOL DIST	COUNTY				CITIES & TOWNS	EMS	SCHOOL DISTRICTS			VO-TECH # 10		VO-TECH #		VO-TECH #		VO-TECH #		TOTAL
		General Fund	Sinking Fund	Health Fund	Common Fund	Sinking Fund	General Fund	General Fund	Building Fund	Sinking Fund	General Fund	Building Fund	General Fund	Building Fund	General Fund	Building Fund	General Fund	Building Fund	
Alva	I-001	10.56		1.37	4.22			36.48	5.21	0.02	10.56	3.17							71.59
Alva (Alfalfa)	I-001							36.58	5.22	0.02	10.50	3.15							
Waynoka	I-003	10.56		1.37	4.22			37.64	5.38	12.55	10.56	3.17							85.45
Waynoka(Major)	I-003							36.40	5.20	12.55	10.53	3.16							
Waynoka (Woodward)	I-003							36.56	5.22	12.55	10.64	3.19							
Freedom	I-006	10.56		1.37	4.22			38.64	5.52	0.00	10.56	3.17							74.04
Freedom (Harper)	I-006							37.99	5.43	0.00	10.85	3.26							
Freedom (Woodward)	I-006							37.37	5.34	0.00	10.64	3.19							
Aline-Cleo (Major)	I-004	10.56		1.37	4.22			38.90	5.56	7.65	10.56	3.17							81.99
Cherokee (Alfalfa)	I-046	10.56		1.37	4.22			35.00	5.00	27.08	10.56	3.17							96.96

* Common Fund - 4 Mill Levy County Wide Levy for Schools

** Vo-Tech # 10 Northwest Technology Center, Woods County

State of Oklahoma)
) ss.
 County of Woods)

I, Shelley Reed, County Clerk for Woods County, Oklahoma, do hereby certify that the above levies are true and correct for the taxable year 2019.

Witness my hand and sealed this: 1st day of October, 2019

Shelley Reed, Woods County Clerk



Date: 8/07/2019
 Time: 8:30AM

Assessor's Report to Excise Board Woods

School District	Personal Property	Real Estate	Public Service	Total Valuation	Total Exemptions	Total Valuation Less Exemptions
ALVA CITY	4,977,649	28,178,981	1,570,270	34,726,900	1,063,109	33,663,791
CAPRON CITY	73,184	67,748	198,289	339,221	5,702	333,519
DACOMA CITY	242,674	615,645	211,445	1,069,764	36,851	1,032,913
DIST I-1	43,318,093	19,693,228	21,696,270	84,707,591	391,734	84,315,857
Totals for I-1	48,611,600	48,555,602	23,676,274	120,843,476	1,497,396	119,346,080
DIST I-3	57,297,246	6,123,575	11,543,068	74,963,889	134,614	74,829,275
DIST I-3 (bav)	90,405	81,706	0	172,111	5,889	166,222
WAYNOKA CITY	404,926	3,455,671	541,086	4,401,683	221,535	4,180,148
Totals for I-3	57,792,577	9,660,952	12,084,154	79,537,683	362,038	79,175,645
DIST I-6	10,934,302	3,634,973	1,207,914	15,777,189	43,500	15,733,689
FREEDOM CITY	80,883	816,825	79,731	977,439	56,519	920,920
Totals for I-6	11,015,185	4,451,798	1,287,645	16,754,628	100,019	16,654,609
DIST J-46A	244,486	43,596	4,238	292,320	0	292,320
Totals for J-46A	244,486	43,596	4,238	292,320	0	292,320
DIST J-4M	1,981,393	848,875	700,638	3,530,906	19,000	3,511,906
Totals for J-4M	1,981,393	848,875	700,638	3,530,906	19,000	3,511,906
DIST I-3 (inc)	570,307	311,568	317,186	1,199,061	0	1,199,061
Totals for z I-3	570,307	311,568	317,186	1,199,061	0	1,199,061
Total Assessed Value Including TIF Based Assessed Value:	120,215,548	63,872,391	38,070,135	222,158,074	1,978,453	220,179,621
Less Total Tif Increment:	570,307	311,568	317,186	1,199,061	0	1,199,061
Total Assessed Value Excluding TIF Increment:	119,645,241	63,560,823	37,752,949	220,959,013	1,978,453	218,980,560

I, Renetta Benson County Assessor of Woods County, Oklahoma do certify that the values as set forth for the above School Districts of said County are true and correct for the year 2019 as certified by the State Board Of Equalization.

Given under my hand this 6 day of August 2019

Renetta Benson
 Renetta Benson, Woods County Assessor



I, Shelley Reed, County Clerk of Woods County, Oklahoma, do hereby certify that this is a true, correct, and complete list of the valuations of Woods County, Oklahoma, as certified by the Woods County Assessor's office.

Signed at Alva, Oklahoma